ABP

www.abp.com.tr

grain
storage
systems

grain
storage
systems

# COMPANY PROFILE

Established and existing in Manisa/Akhisar, TDS is active in the field of transportation systems production for agricultural and industrial materials in its production area of 16.000 $m^2$ , under the supervision of its professional technical team. Apart from transport equipment production, it is also active in the sales of American GSI-brand steel grain silo and drying machines and into providing full scale solutions for about 30 years.

Our company, which was established in order to meet the needs of flour, feed, oil plants, livestock businesses and grain enterprises; has eventually reached a level at which it is capable of serving similar needs of different sectors other than food sector. In this context, need for transportation equipment and production of all kinds of designed machinery and steel construction can be performed by our company.

In the demands for Storage and Transportation Systems, the most suitable silo and equipment is selected in order to meet the needs of customer, the facility is projectized, and production process starts after customer's approval. System is commissioned and put into use after area installation. TDS maintains its support which it gave from project design process until commissioning, by providing technical support after the process.

# PROJECT

grain
storage
systems

# PROJECT

grain storage systems

Your needs are designed the most accurate by our experienced engineering team.
Basic Engineering, General Layout Design, Detail Engineering Design...

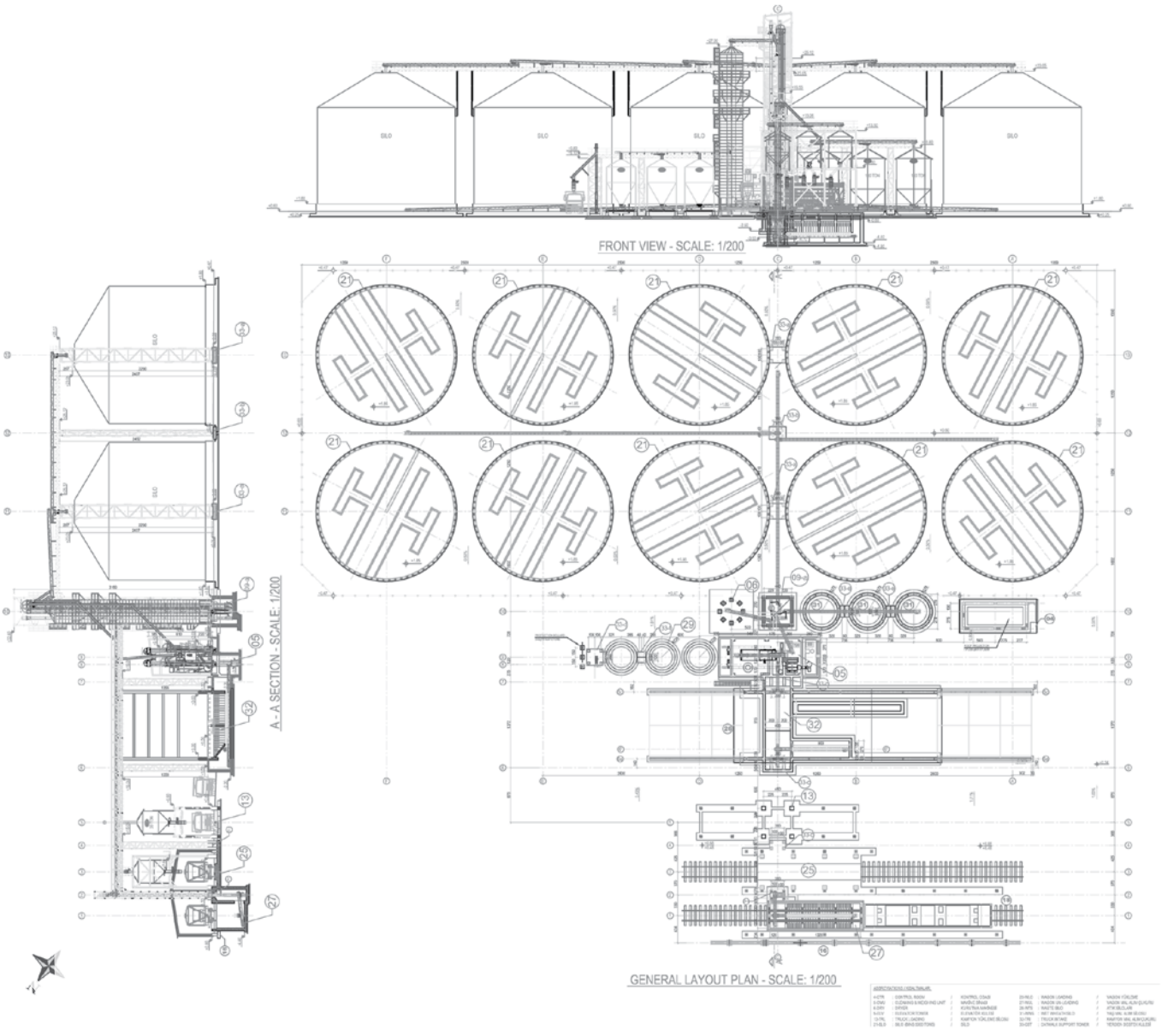




# PRODUCTION

grain storage systems

# PRODUCTION

grain storage systems

Manufacturing process is performed in our wide and modern equipment pool, under the supervision of our experienced production team.


# APPLICATION


grain
storage
systems

# APPLICATION

grain storage systems

Installation process is managed by our trained and experienced technicians.


grain
storage
systems

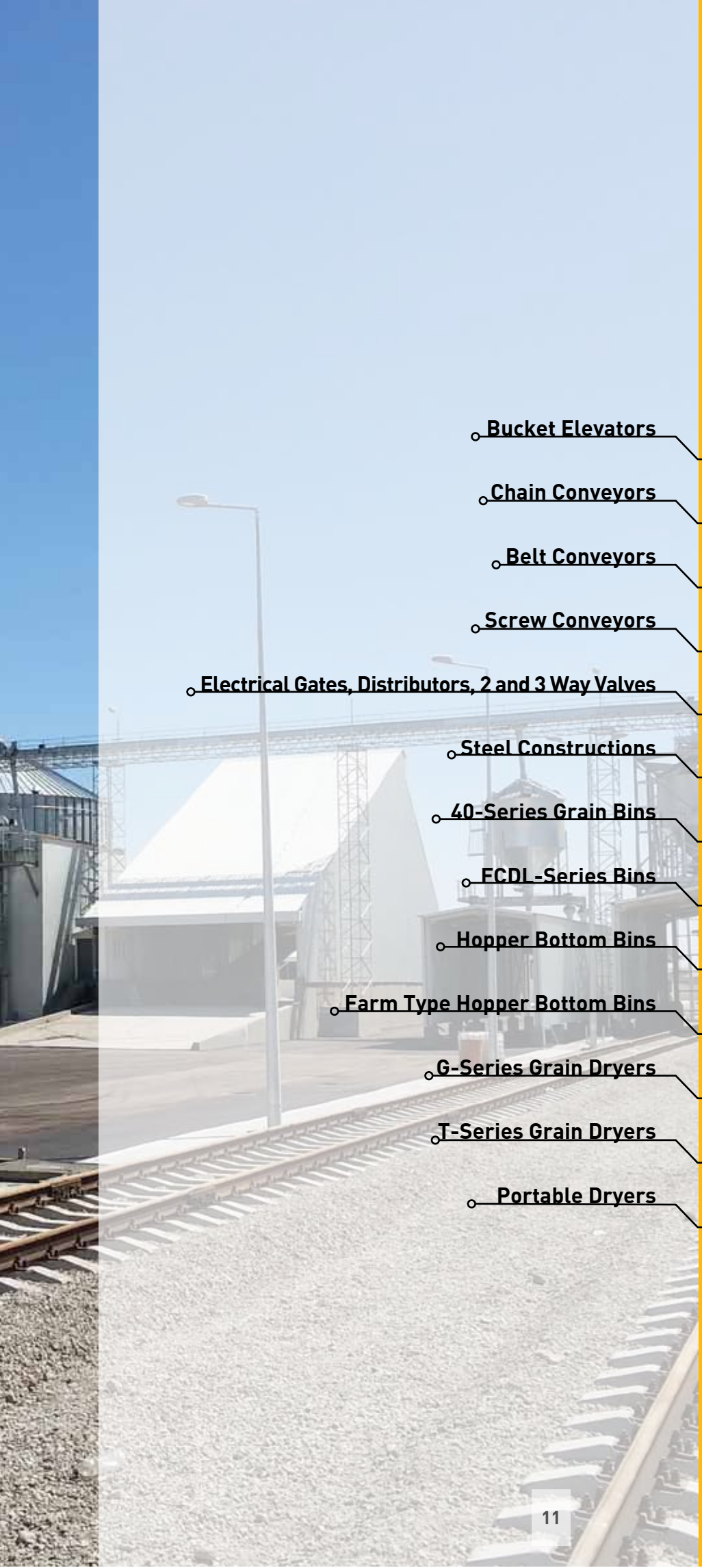


grain
storage
systems

# BUCKET ELEVATORS

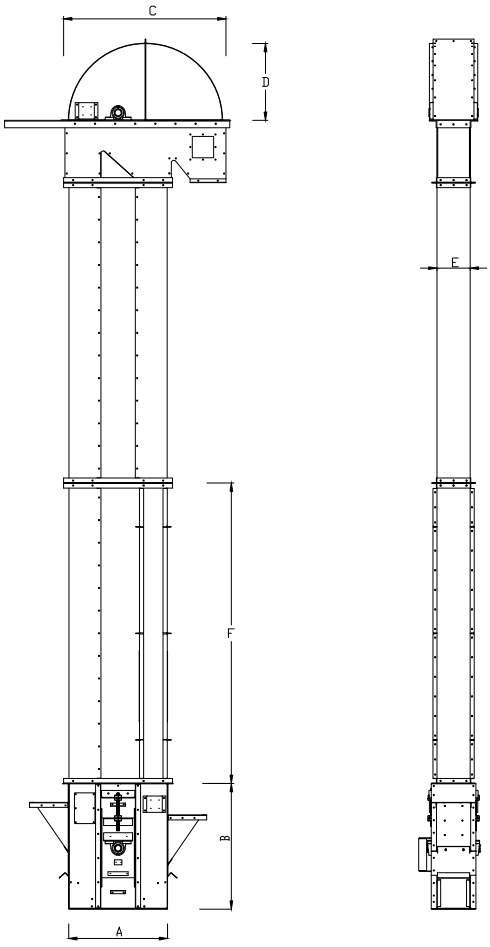


* Production capacity up to 1000 ton/hour
* Hot Rubber-coated head pulley
* Handling with plastic bucket
* Safe Handling with Speed Sensor
* Motor Reducer set with Back Stop Assembly
* Belt and Pulley Drive System
* Galvanized Coating Processing (Optional Hot-Dip Galvanized Coating)
* PE Coating on inlet and outlet against abrasion
* Inspection window
* Belt Tensioning System
* Optional Belt Allignment Sensors
* Optional Dust Suction Pipe Flanges
* Optional Explosion vents

| MODEL | Max.Capacity (m³/hour) | Max.Capacity (ton/hour) | Pulley (mm) | Revolution (rpm) | Max. belt speed (m/s) | Bucket dimension (mm) | Bucket Gap (mm) | A | B | C | D |
|---|---|---|---|---|---|---|---|---|---|---|---|
| TDS-KE 355/120 | 33 | 26 | 355 | 184 | 3.41 | 120 | 120 | 690 | 800 | 1125 | 580 |
| TDS-KE 406/140 | 45 | 36 | 406 | 160 | 3.41 | 140 | 150 | 785 | 950 | 1220 | 610 |
| TDS-KE 457/180 | 85 | 68 | 457 | 142 | 3.41 | 180 | 150 | 874 | 950 | 1390 | 706 |
| TDS-KE 457/220 | 130 | 104 | 457 | 142 | 3.41 | 220 | 150 | 874 | 950 | 1390 | 706 |
| TDS-KE 610/280 | 196 | 157 | 610 | 107 | 3.41 | 280 | 190 | 1147 | 1525 | 1842 | 950 |
| TDS-KE 610/300 | 214 | 171 | 610 | 107 | 3.41 | 300 | 190 | 1147 | 1525 | 1842 | 950 |
| TDS-KE 762/320 | 235 | 188 | 762 | 85 | 3.41 | 320 | 200 | 1338 | 1640 | 2049 | 985 |
| TDS-KE 762/340 | 252 | 202 | 762 | 85 | 3.41 | 340 | 200 | 1338 | 1640 | 2049 | 985 |
| TDS-KE 914/380 | 386 | 309 | 914 | 71 | 3.41 | 380 | 200 | 1465 | 1753 | 2253 | 1145 |
| TDS-KE 1219/520 | 550 | 440 | 1219 | 54 | 3.41 | 520 | 200 | 1833 | 2112 | 2913 | 1449 |

"Capacity calculations are based on 0,800 t/m3 grain density."

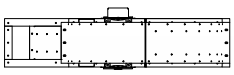

grain
storage
systems

# CHAIN CONVEYORS

* Production capacity up to 1000 ton/hour
* Complete bolted connection
* Conveyor rollers or sledging
* Sweepers made of high-strength “propylene copolymer” material
* Optional PE-1000 wear plates
* Overload and speed switches
* Inspection window
* Heavy duty SKF / INA / FAG / DODGE bearings
* High-strength chain, specially designed for instantaneous loads.
* Standard galvanized production, optional painted rustproof options
* M112 conveyor chain in accordance with DIN8167

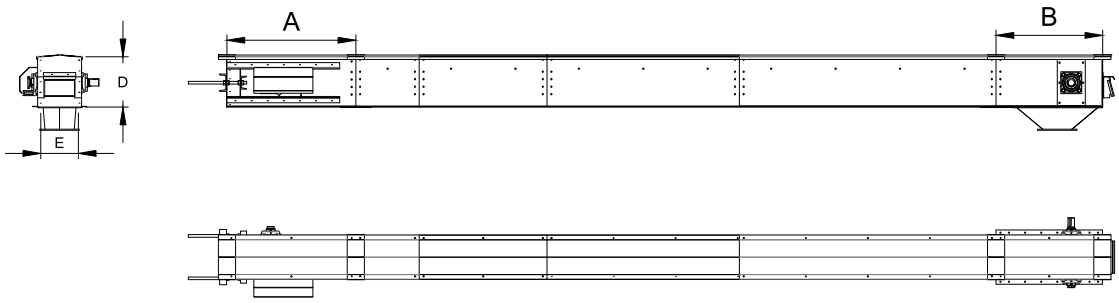


| MODEL | Max.Capacity ($m^3$/hour) | Max.Capacity (ton/hour) | Revolution (rpm) | Max. Chain Speed (m/s) | A | B | C | Body Width (mm) | Body Height (mm) |
|---|---|---|---|---|---|---|---|---|---|
| TDS-ZK200/250 | 64 | 51 | 106 | 0.9 | 600 | 600 | 3000 | 200 | 250 |
| TDS-ZK230/355 | 130 | 104 | 75 | 0.9 | 900 | 990 | 3000 | 230 | 355 |
| TDS-ZK305/355 | 175 | 140 | 75 | 0.9 | 900 | 990 | 3000 | 305 | 355 |
| TDS-ZK355/355 | 206 | 165 | 75 | 0.9 | 900 | 990 | 3000 | 355 | 355 |
| TDS-ZK305/465 | 253 | 202 | 49 | 0.9 | 900 | 990 | 3000 | 305 | 465 |
| TDS-ZK355/465 | 298 | 238 | 49 | 0.9 | 900 | 990 | 3000 | 355 | 465 |
| TDS-ZK406/465 | 342 | 274 | 49 | 0.9 | 900 | 990 | 3000 | 406 | 465 |
| TDS-ZK508/508 | 517 | 414 | 47 | 0.9 | 1440 | 1200 | 3000 | 508 | 508 |
| TDS-ZK660/508 | 695 | 556 | 47 | 0.9 | 1440 | 1200 | 3000 | 660 | 508 |
| TDS-ZK660/660 | 871 | 697 | 36 | 0.9 | 1950 | 1200 | 3000 | 660 | 660 |

“Capacity calculations are based on 0,800 t/m3 grain density.”

grain
storage
systems

# BELT CONVEYORS

**Enclosed Type Belt Conveyor**

* Complete bolted connection
* Galvanized production, optional painted rustproof options
* Rubber coated pulleys
* EP125 Conveyor Belt, EP200 with court fabric
* Reducer and motor connection with V-belt.
* Conveyor rolls with single pulley system.
* Standart Production with a bearing capacity up to 500 ton/hour

**Tripper belt conveyor**

* Standart production capacity up to 500 ton/hour
* Suitable systems for warehouse storage

| MODEL | Capacity ($m^3$/hour) | Capacity (to/hour) | Belt Speed (m/s)) | A min. | A max. | B | C | D |
|---|---|---|---|---|---|---|---|---|
| TDS-BK 305 | 28 | 23 | 2.50 | 1215 | 1670 | 765 | 1196 | 3000 |
| TDS-BK 450 | 97 | 77 | 2.50 | 1215 | 1670 | 765 | 1196 | 3000 |
| TDS-BK 508 | 138 | 110 | 2.50 | 1215 | 1670 | 765 | 1196 | 3000 |
| TDS-BK 609 | 255 | 204 | 2.86 | 1215 | 1670 | 765 | 1196 | 3000 |
| TDS-BK 762 | 383 | 306 | 2.54 | 1215 | 1670 | 765 | 1196 | 3000 |
| TDS-BK 914 | 638 | 510 | 3.05 | 1215 | 1670 | 765 | 1196 | 3000 |

"Capacity calculations are based on 0,800 t/m3 grain density."

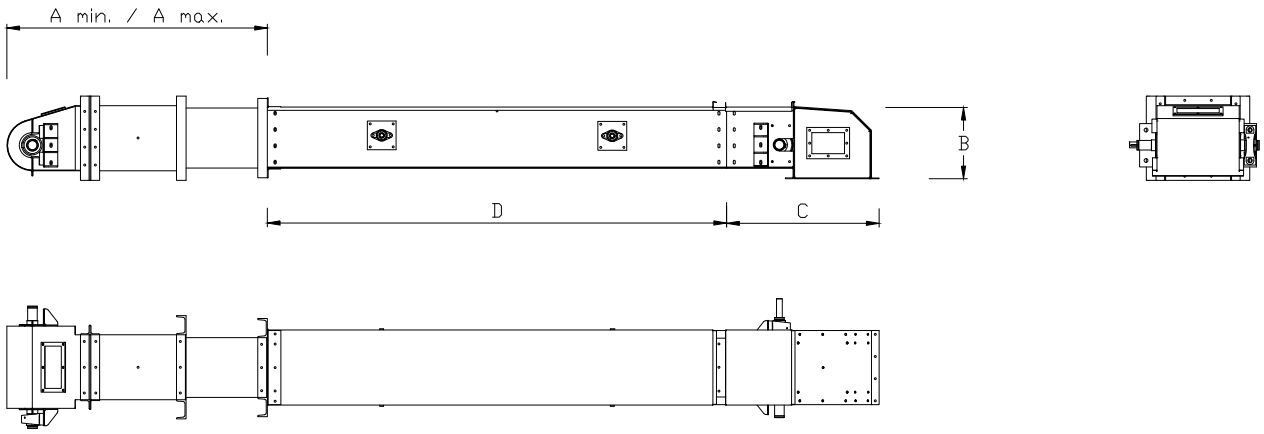


# SCREW CONVEYORS

* Model options with capacities up to 150 ton/hour
* Optional heavy-duty production in the form of tubular or "U" Trough.
* Heavy duty SKF / INA / FAG / DODGE bearings
* Optional galvanized,painted and stainless steel production options

| U-type screw conveyor | | | | | | | |
|---|---|---|---|---|---|---|---|
| MODEL | Max. Capacity ($m^3$/hour) | Max. Capacity (ton/hour) | Revolution (rpm) | A | B | C | Helix Diameter (mm) |
| TDS-VKU200 | 23 | 18 | 140 | 200 | 220 | 2000 | 200 |
| TDS-VKU250 | 43 | 34 | 130 | 250 | 270 | 2000 | 250 |
| TDS-VKU300 | 68 | 54 | 120 | 300 | 320 | 2000 | 300 |
| TDS-VKU350 | 100 | 80 | 110 | 350 | 370 | 2000 | 350 |
| TDS-VKU400 | 122 | 97 | 90 | 400 | 420 | 2000 | 400 |

"Capacity calculations are based on 0,800 t/m3 grain density."



# ELECTRICAL GATES, DISTRIBUTORS, 2 and 3 WAY VALVES

* Electrical and pneumatic control options
* Capacity adjustment according to place of use
* Galvanized and painted production

grain
storage
systems

# STEEL CONSTRUCTION

* Design according to physical properties of the facility
* Calculation analyses for wind load, snow load and earthquake
* Custom production according to project requirements
* Elevator towers
* Machine building
* Catwalks and maintenance platforms
* Tremie-top porch systems
* Goods receiving pits and racks for trucks and vagons

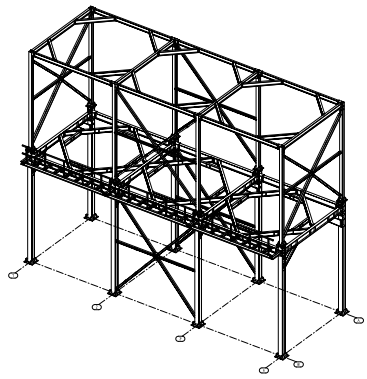

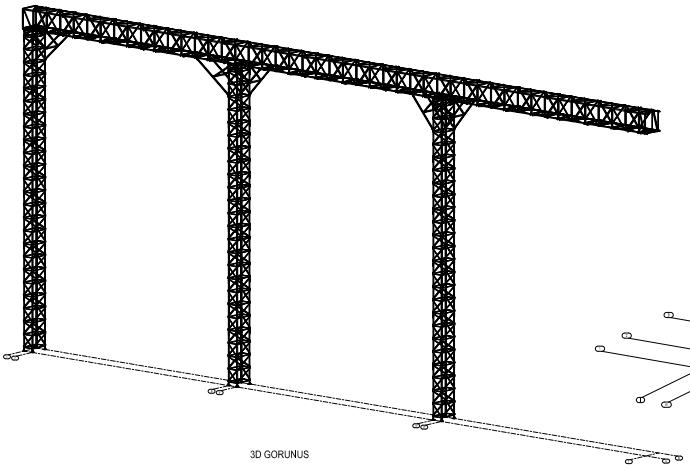


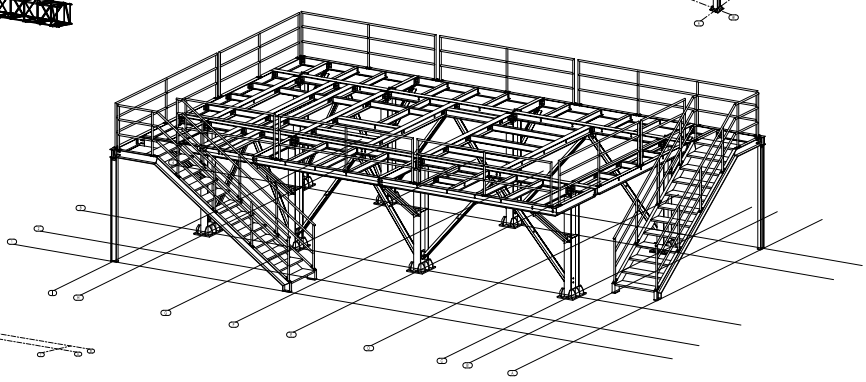

# 40-SERIES GRAIN BINS

## GRAIN STORAGE SOLUTIONS

40 SERIES


PROTECTION CONTROL
ADVANCED
DURABLE
CONTROL
ADVANCED
DURABLE
PROTECTION
ADVANCED
ADVANCED
DURABLE
CONTROL

## IT'S NOT JUST A GRAIN BIN...

GSI Storage System is a precision-engineered Asset Protection System, that also delivers efficiency, time savings, risk management, increased profits, and peace of mind

## WHY CHOOSE GSI ?

THE GLOBAL DEALERSHIP NETWORK
From site analysis to complete storage system recommendations, GSI's worldwide dealership network provides the agriculture industry with unparalleled expertise and support.

## THE GENIUS OF GSI

Our #1 concern is the quality and preservation of your grain, a valuable asset that must be protected. Storing, conditioning, moving, and protecting grain is a science, and it is the foundation of our business. That is why GSI designs and manufactures the total grain system... not just one or two aspects.

## THE NEXT GENERATION IN GRAIN STORAGE... FOR NEXT GENERATION YIELD TECHNOLOGY

# WHY CHOOSE 40-SERIES™ GRAIN STORAGE?

## HIGHER CAPACITIES

Whether it is for food, feed, or fuel, we need to move grain more effi ciently than ever. GSI's new Z-Tek™ Roof System, with its large fl at top and higher peak loads, supports larger material handling equipment, allowing more grain to move into storage faster than ever before. The design of GSI's new stiffener profi le increases strength, allowing you to go taller with your grain storage system and have more fl exibility in design.

## SUPERIOR PROTECTION

With rising commodity prices, it is critical to protect this high value inventory and optimize its condition. Flashing-free roof overlaps, increased snow load capacities, and polyethylene sealing washers all provide superior protection of your grain from the elements.

## A COMPLETE FAMILY OF ACCESSORIES

Taking care of your grain takes an entire system, and GSI offers a complete family of grain bin accessories that make working in and around your storage system an easy and safe experience.

grain storage systems

# Z-TEK ROOF SYSTEM

## THE EVOLUTION OF BIN ROOF DESIGN

GSI's 40-Series™ line of grain storage bins feature the revolutionary Z-Tek™ Roof System. The Z-Tek roof is designed to increase load capacity and allow for larger fill equipment. Working as a team, theprecision engineered Z-Tek Roof System incorporates z-shaped rafters and purlins, clips, peak ring, fl at top, and roof panel for unmatched strength and protection.

## Z-SHAPED DESIGN

The Z-Tek Roof System features a z-shaped design, which maximizes strength by minimizing rotational torsion. Z-Shaped rafters and purlins accomplish more with less.

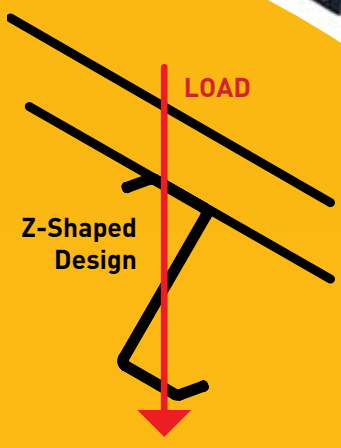

# HIGHER CAPACITY



## FLAT TOP

With the increasing speed of harvest, the size and capacities of material handling equipment have increased, leading to the need for larger fl at tops on which to land equipment. Integrated attachment points within the fl at top eliminate guess work on where to attach material handling equipment for more accurate assembly. An optional integrated peak walk-around is available on bins larger than 72' diameter.

## ROOF CONNECTIONS

With common hardware sizes used on all connection points, roof construction is easier. Double clip attachment at peak ring makes for a stronger connection between ring and rafters. A continuous eave attachment provides simplifi ed connection of roof panels to sidewall for better protection of your grain.



## PURLINS

All purlins are designed as compression purlins for even distribution of the roof load. The Z-Tek Roof System delivers an increase in peak and snow load capacities as well as a simplifi ed design for faster installation. GSI purlins are manufactured using the latest roll form technology for a precise fit.

## EXTENSIVELY TESTED

Testing with loads totaling over 225,000 lbs. The Z-Tek Roof System is designed to handle extreme loads.

grain storage systems

| Dia (meter) | Ring Number | Wheat Capacity (800 kg/m³) | Corn Capacity (721 kg/m³) | Barley Capacity (640 kg/m³) | Eaves Height (meter) | Peak Height (meter) | Max. Capacity Volume/m³ |
|---|---|---|---|---|---|---|---|
| 18 ft. - 5,48 m | 12 | 204 | 183 | 163 | 9.8 | 11.23 | 240 |
| | 13 | 220 | 198 | 176 | 10.62 | 12.04 | 259 |
| | 14 | 236 | 212 | 189 | 11.4 | 12.8 | 278 |
| | 15 | 252 | 227 | 202 | 12.24 | 13.67 | 297 |
| | 16 | 268 | 242 | 214 | 13.06 | 14.48 | 316 |
| | 17 | 284 | 256 | 227 | 13.84 | 15.29 | 335 |
| | 18 | 300 | 271 | 240 | 14.68 | 16.1 | 354 |
| 21 ft. - 6,40 m | 12 | 279 | 252 | 223 | 9.8 | 11.51 | 329 |
| | 13 | 301 | 271 | 241 | 10.62 | 12.32 | 355 |
| | 14 | 323 | 291 | 258 | 11.4 | 13.13 | 381 |
| | 15 | 345 | 311 | 276 | 12.24 | 13.94 | 407 |
| | 16 | 367 | 331 | 294 | 13.06 | 14.76 | 433 |
| | 17 | 389 | 351 | 311 | 13.84 | 15.57 | 459 |
| | 18 | 411 | 370 | 329 | 14.68 | 16.38 | 485 |
| | 19 | 433 | 390 | 346 | 15.49 | 17.2 | 510 |
| | 20 | 455 | 410 | 364 | 16.31 | 18.01 | 536 |
| | 21 | 477 | 430 | 381 | 17.12 | 18.82 | 562 |
| | 22 | 499 | 449 | 399 | 17.93 | 19.63 | 588 |
| 24 ft. - 7,32 m | 12 | 367 | 331 | 294 | 9.8 | 11.76 | 433 |
| | 13 | 396 | 357 | 317 | 10.62 | 12.57 | 467 |
| | 14 | 425 | 383 | 340 | 11.43 | 13.39 | 501 |
| | 15 | 453 | 409 | 363 | 12.24 | 14.2 | 535 |
| | 16 | 482 | 435 | 386 | 13.06 | 15.01 | 569 |
| | 17 | 511 | 460 | 409 | 13.87 | 15.82 | 602 |
| | 18 | 539 | 486 | 432 | 14.68 | 16.64 | 636 |
| | 19 | 568 | 512 | 455 | 15.49 | 17.45 | 670 |
| | 20 | 597 | 538 | 477 | 16.31 | 18.26 | 704 |
| | 21 | 625 | 564 | 500 | 17.12 | 19.08 | 738 |
| | 22 | 654 | 590 | 523 | 17.93 | 19.89 | 771 |
| | 23 | 683 | 615 | 546 | 18.75 | 20.70 | 805 |
| | 24 | 711 | 641 | 569 | 19.56 | 21.51 | 839 |
| | 25 | 740 | 667 | 592 | 20.37 | 22.63 | 873 |
| | 26 | 769 | 693 | 615 | 21.18 | 23.44 | 907 |
| | 27 | 791 | 719 | 638 | 22 | 24.26 | 940 |
| 27 ft. - 8,23 m | 12 | 469 | 422 | 375 | 9.8 | 12.01 | 553 |
| | 13 | 505 | 455 | 404 | 10.62 | 12.83 | 596 |
| | 14 | 541 | 488 | 433 | 11.43 | 13.64 | 638 |
| | 15 | 578 | 520 | 462 | 12.24 | 14.45 | 681 |
| | 16 | 614 | 553 | 491 | 13.06 | 15.27 | 724 |
| | 17 | 650 | 586 | 520 | 13.87 | 16.08 | 767 |
| | 18 | 686 | 619 | 549 | 14.68 | 16.89 | 809 |
| | 19 | 723 | 651 | 578 | 15.49 | 17.7 | 852 |
| | 20 | 759 | 684 | 607 | 16.31 | 18.52 | 895 |
| | 21 | 795 | 717 | 636 | 17.12 | 19.33 | 938 |
| | 22 | 831 | 749 | 665 | 17.93 | 20.14 | 981 |
| | 23 | 868 | 782 | 694 | 18.75 | 20.96 | 1023 |
| | 24 | 904 | 815 | 723 | 19.56 | 21.77 | 1066 |
| | 25 | 940 | 847 | 752 | 20.37 | 22.58 | 1109 |
| | 26 | 977 | 880 | 781 | 21.18 | 23.39 | 1152 |
| | 27 | 1,013 | 913 | 810 | 22 | 24.21 | 1194 |
| | 28 | 1,049 | 945 | 839 | 22.81 | 25.02 | 1237 |
| | 29 | 1,085 | 978 | 868 | 23.62 | 25.83 | 1280 |
| | 30 | 1,122 | 1,011 | 897 | 24.43 | 26.64 | 1323 |

| Diameter | Ring Number | Wheat Capacity (800 kg/m³) | Corn Capacity (721 kg/m³) | Barley Capacity (640 kg/m³) | Eaves Height (meter) | Peak Height (meter) | Max. Capacity Volume/m³ |
|---|---|---|---|---|---|---|---|
| 30 ft. - 9,15 m | 12 | 583 | 526 | 466 | 9.8 | 12.29 | 688 |
| | 13 | 628 | 566 | 502 | 10.62 | 13.11 | 741 |
| | 14 | 673 | 606 | 538 | 11.43 | 13.92 | 794 |
| | 15 | 717 | 647 | 574 | 12.24 | 14.73 | 847 |
| | 16 | 762 | 687 | 610 | 13.06 | 15.54 | 900 |
| | 17 | 807 | 727 | 646 | 13.87 | 16.36 | 953 |
| | 18 | 852 | 768 | 681 | 14.68 | 17.17 | 1005 |
| | 19 | 897 | 808 | 717 | 15.49 | 17.98 | 1058 |
| | 20 | 941 | 848 | 753 | 16.31 | 18.8 | 1111 |
| | 21 | 986 | 889 | 789 | 17.12 | 19.61 | 1164 |
| | 22 | 1,031 | 929 | 825 | 17.93 | 20.42 | 1217 |
| | 23 | 1,076 | 969 | 861 | 18.75 | 21.23 | 1269 |
| | 24 | 1,120 | 1,010 | 896 | 19.56 | 22.05 | 1322 |
| | 25 | 1,165 | 1,050 | 932 | 20.37 | 22.86 | 1375 |
| | 26 | 1,210 | 1,091 | 968 | 21.18 | 23.67 | 1428 |
| | 27 | 1,255 | 1,131 | 1,004 | 22 | 24.49 | 1481 |
| | 28 | 1,300 | 1,171 | 1,040 | 22.81 | 25.3 | 1534 |
| | 29 | 1,344 | 1,212 | 1,076 | 23.62 | 26.11 | 1586 |
| | 30 | 1,389 | 1,252 | 1,111 | 24.43 | 26.92 | 1639 |
| | 31 | 1,434 | 1,292 | 1,147 | 25.25 | 27.74 | 1692 |
| | 32 | 1,479 | 1,333 | 1,183 | 26.06 | 28.55 | 1745 |
| 36 ft. - 10,98 m | 12 | 852 | 768 | 682 | 9.8 | 12.95 | 1005 |
| | 13 | 917 | 826 | 734 | 10.62 | 13.77 | 1081 |
| | 14 | 981 | 885 | 785 | 11.43 | 14.58 | 1157 |
| | 15 | 1,046 | 943 | 837 | 12.24 | 15.39 | 1233 |
| | 16 | 1,110 | 1,001 | 888 | 13.06 | 16.21 | 1309 |
| | 17 | 1,175 | 1,059 | 940 | 13.87 | 17.02 | 1386 |
| | 18 | 1,239 | 1,117 | 992 | 14.68 | 17.83 | 1462 |
| | 19 | 1,304 | 1,175 | 1,043 | 15.49 | 18.64 | 1538 |
| | 20 | 1,368 | 1,233 | 1,095 | 16.31 | 19.46 | 1614 |
| | 21 | 1,433 | 1,291 | 1,146 | 17.12 | 20.27 | 1690 |
| | 22 | 1,497 | 1,349 | 1,198 | 17.93 | 21.08 | 1766 |
| | 23 | 1,562 | 1,408 | 1,250 | 18.75 | 21.89 | 1842 |
| | 24 | 1,626 | 1,466 | 1,301 | 19.56 | 22.71 | 1918 |
| | 25 | 1,691 | 1,524 | 1,353 | 20.37 | 23.52 | 1994 |
| | 26 | 1,755 | 1,582 | 1,404 | 21.18 | 24.33 | 2070 |
| | 27 | 1,820 | 1,640 | 1,456 | 22 | 25.15 | 2146 |
| | 28 | 1,884 | 1,698 | 1,507 | 22.81 | 25.96 | 2222 |
| | 29 | 1,949 | 1,756 | 1,559 | 23.62 | 26.77 | 2298 |
| | 30 | 2,013 | 1,814 | 1,611 | 24.43 | 27.58 | 2374 |
| | 31 | 2,078 | 1,873 | 1,662 | 25.25 | 28.4 | 2450 |
| | 32 | 2,142 | 1,931 | 1,714 | 26.06 | 29.21 | 2526 |
| 42 ft. - 12,81 m | 12 | 1,178 | 1,061 | 942 | 9.8 | 13.18 | 1389 |
| | 13 | 1,265 | 1,140 | 1,012 | 10.62 | 14 | 1492 |
| | 14 | 1,353 | 1,220 | 1,083 | 11.43 | 14.81 | 1596 |
| | 15 | 1,441 | 1,299 | 1,153 | 12.24 | 15.62 | 1699 |
| | 16 | 1,529 | 1,378 | 1,223 | 13.06 | 16.43 | 1803 |
| | 17 | 1,617 | 1,457 | 1,293 | 13.87 | 17.25 | 1906 |
| | 18 | 1,704 | 1,536 | 1,364 | 14.68 | 18.06 | 2010 |
| | 19 | 1,792 | 1,615 | 1,434 | 15.49 | 18.87 | 2113 |
| | 20 | 1,880 | 1,694 | 1,504 | 16.31 | 19.69 | 2217 |
| | 21 | 1,968 | 1,773 | 1,574 | 17.12 | 20.5 | 2320 |
| | 22 | 2,055 | 1,852 | 1,644 | 17.93 | 21.31 | 2424 |
| | 23 | 2,143 | 1,932 | 1,715 | 18.75 | 22.12 | 2527 |
| | 24 | 2,231 | 2,011 | 1,785 | 19.56 | 22.94 | 2631 |
| | 25 | 2,319 | 2,090 | 1,855 | 20.37 | 23.75 | 2734 |
| | 26 | 2,406 | 2,169 | 1,925 | 21.18 | 24.56 | 2838 |
| | 27 | 2,494 | 2,248 | 1,996 | 22 | 25.37 | 2941 |
| | 28 | 2,582 | 2,327 | 2,066 | 22.81 | 26.19 | 3045 |
| | 29 | 2,670 | 2,406 | 2,136 | 23.62 | 27 | 3149 |
| | 30 | 2,758 | 2,485 | 2,206 | 24.43 | 27.81 | 3252 |
| | 31 | 2,845 | 2,564 | 2,276 | 25.25 | 28.63 | 3356 |
| | 32 | 2,933 | 2,644 | 2,347 | 26.06 | 29.44 | 3459 |

| Diameter | Ring Number | Wheat Capacity (800 kg/m³) | Corn Capacity (721 kg/m³) | Barley Capacity (640 kg/m³) | Eaves Height (meter) | Peak Height (meter) | Max. Capacity Volume/m³ |
|---|---|---|---|---|---|---|---|
| 48 ft. - 14,64 m | 12 | 1,561 | 1,407 | 1,249 | 9.8 | 13.64 | 1841 |
| | 13 | 1,676 | 1,510 | 1,341 | 10.62 | 14.45 | 1976 |
| | 14 | 1,790 | 1,613 | 1,432 | 11.43 | 15.27 | 2111 |
| | 15 | 1,905 | 1,717 | 1,524 | 12.24 | 16.08 | 2246 |
| | 16 | 2,019 | 1,820 | 1,616 | 13.06 | 16.89 | 2382 |
| | 17 | 2,134 | 1,923 | 1,707 | 13.87 | 17.7 | 2517 |
| | 18 | 2,249 | 2,027 | 1,799 | 14.68 | 18.52 | 2652 |
| | 19 | 2,363 | 2,130 | 1,891 | 15.49 | 19.33 | 2787 |
| | 20 | 2,478 | 2,233 | 1,983 | 16.31 | 20.14 | 2922 |
| | 21 | 2,593 | 2,337 | 2,074 | 17.12 | 20.96 | 3058 |
| | 22 | 2,707 | 2,440 | 2,166 | 17.93 | 21.77 | 3193 |
| | 23 | 2,822 | 2,543 | 2,258 | 18.75 | 22.58 | 3328 |
| | 24 | 2,937 | 2,647 | 2,349 | 19.56 | 23.39 | 3463 |
| | 25 | 3,051 | 2,750 | 2,441 | 20.37 | 24.21 | 3598 |
| | 26 | 3,166 | 2,853 | 2,533 | 21.18 | 25.02 | 3734 |
| | 27 | 3,281 | 2,957 | 2,625 | 22 | 25.83 | 3859 |
| | 28 | 3,395 | 3,060 | 2,716 | 22.81 | 26.64 | 4004 |
| | 29 | 3,510 | 3,163 | 2,808 | 23.62 | 27.46 | 4139 |
| | 30 | 3,625 | 3,267 | 2,900 | 24.43 | 28.27 | 4274 |
| | 31 | 3,739 | 3,370 | 2,992 | 25.25 | 29.08 | 4410 |
| | 32 | 3,854 | 3,473 | 3,083 | 26.06 | 29.9 | 4545 |
| 54 ft. - 16,47 m | 12 | 2,004 | 1,806 | 1,604 | 9.8 | 14.1 | 2364 |
| | 13 | 2,149 | 1,937 | 1,720 | 10.62 | 14.91 | 2535 |
| | 14 | 2,294 | 2,068 | 1,836 | 11.43 | 15.72 | 2706 |
| | 15 | 2,440 | 2,199 | 1,952 | 12.24 | 16.54 | 2877 |
| | 16 | 2,585 | 2,329 | 2,068 | 13.06 | 17.35 | 3048 |
| | 17 | 2,730 | 2,460 | 2,184 | 13.87 | 18.16 | 3219 |
| | 18 | 2,875 | 2,591 | 2,300 | 14.68 | 18.97 | 3390 |
| | 19 | 3,020 | 2,722 | 2,416 | 15.49 | 19.79 | 3561 |
| | 20 | 3,165 | 2,853 | 2,532 | 16.31 | 20.6 | 3733 |
| | 21 | 3,310 | 2,983 | 2,648 | 17.12 | 21.41 | 3904 |
| | 22 | 3,455 | 3,114 | 2,764 | 17.93 | 22.23 | 4075 |
| | 23 | 3,600 | 3,245 | 2,880 | 18.75 | 23.04 | 4246 |
| | 24 | 3,745 | 3,376 | 2,997 | 19.56 | 23.85 | 4417 |
| | 25 | 3,891 | 3,506 | 3,113 | 20.37 | 24.66 | 4588 |
| | 26 | 4,036 | 3,637 | 3,229 | 21.18 | 25.48 | 4759 |
| | 27 | 4,181 | 3,768 | 3,345 | 22 | 26.29 | 4930 |
| | 28 | 4,326 | 3,899 | 3,461 | 22.81 | 27.1 | 5101 |
| | 29 | 4,471 | 4,030 | 3,577 | 23.62 | 27.91 | 5273 |
| | 30 | 4,616 | 4,160 | 3,693 | 24.43 | 28.73 | 5444 |
| | 31 | 4,761 | 4,291 | 3,809 | 25.25 | 29.54 | 5615 |
| | 32 | 4,906 | 4,422 | 3,925 | 26.06 | 30.35 | 5786 |
| | 33 | 5,051 | 4,553 | 4,041 | 26.87 | 31.17 | 5957 |
| | 34 | 5,196 | 4,683 | 4,157 | 27.69 | 31.98 | 6128 |
| | 35 | 5,342 | 4,814 | 4,274 | 28.5 | 32.79 | 6299 |
| | 36 | 5,487 | 4,945 | 4,390 | 29.31 | 33.6 | 6470 |
| | 37 | 5,632 | 5,076 | 4,506 | 30.12 | 34.42 | 6642 |
| 60 ft. - 18,30 m | 12 | 2,510 | 2,262 | 2,008 | 9.8 | 14.61 | 2960 |
| | 13 | 2,689 | 2,424 | 2,151 | 10.62 | 15.42 | 3171 |
| | 14 | 2,868 | 2,585 | 2,295 | 11.43 | 16.23 | 3382 |
| | 15 | 3,047 | 2,746 | 2,438 | 12.24 | 17.04 | 3594 |
| | 16 | 3,226 | 2,908 | 2,581 | 13.06 | 17.86 | 3805 |
| | 17 | 3,406 | 3,069 | 2,725 | 13.87 | 18.67 | 4016 |
| | 18 | 3,585 | 3,231 | 2,868 | 14.68 | 19.48 | 4227 |
| | 19 | 3,764 | 3,392 | 3,011 | 15.49 | 20.29 | 4439 |
| | 20 | 3,943 | 3,554 | 3,155 | 16.31 | 21.11 | 4650 |
| | 21 | 4,122 | 3,715 | 3,298 | 17.12 | 21.92 | 4861 |
| | 22 | 4,301 | 3,877 | 3,441 | 17.93 | 22.73 | 5072 |
| | 23 | 4,480 | 4,038 | 3,585 | 18.75 | 23.55 | 5284 |
| | 24 | 4,660 | 4,200 | 3,728 | 19.56 | 24.36 | 5495 |
| | 25 | 4,839 | 4,361 | 3,871 | 20.37 | 25.17 | 5706 |
| | 26 | 5,018 | 4,522 | 4,015 | 21.18 | 25.98 | 5918 |
| | 27 | 5,197 | 4,684 | 4,158 | 22 | 26.8 | 6129 |
| | 28 | 5,376 | 4,845 | 4,301 | 22.81 | 27.61 | 6340 |
| | 29 | 5,555 | 5,007 | 4,445 | 23.62 | 28.42 | 6551 |
| | 30 | 5,734 | 5,168 | 4,588 | 24.43 | 29.24 | 6763 |
| | 31 | 5,913 | 5,330 | 4,731 | 25.25 | 30.05 | 6974 |
| | 32 | 6,093 | 5,491 | 4,874 | 26.06 | 30.86 | 7185 |
| | 33 | 6,272 | 5,653 | 5,048 | 26.87 | 31.67 | 7396 |
| | 34 | 6,451 | 5,814 | 5,161 | 27.69 | 32.49 | 7608 |
| | 35 | 6,630 | 5,976 | 5,304 | 28.5 | 33.3 | 7819 |
| | 36 | 6,809 | 6,137 | 5,448 | 29.31 | 34.11 | 8030 |
| | 37 | 6,988 | 6,298 | 5,591 | 30.12 | 34.93 | 8241 |

| Diameter | Ring Number | Wheat Capacity (800 kg/m³) | Corn Capacity (721 kg/m³) | Barley Capacity (640 kg/m³) | Eaves Height (meter) | Peak Height (meter) | Max. Capacity Volume/m³ |
|---|---|---|---|---|---|---|---|
| 72 ft. - 21,96 m | 12 | 3,717 | 3,350 | 2,973 | 9.8 | 15.29 | 4383 |
| | 13 | 3,975 | 3,582 | 3,180 | 10.62 | 16.1 | 4687 |
| | 14 | 4,233 | 3,815 | 3,386 | 11.43 | 16.92 | 4991 |
| | 15 | 4,490 | 4,047 | 3,593 | 12.24 | 17.73 | 5296 |
| | 16 | 4,748 | 4,280 | 3,799 | 13.06 | 18.54 | 5600 |
| | 17 | 5,006 | 4,512 | 4,005 | 13.87 | 19.35 | 5904 |
| | 18 | 5,264 | 4,745 | 4,212 | 14.68 | 20.17 | 6208 |
| | 19 | 5,522 | 4,977 | 4,418 | 15.49 | 20.98 | 6512 |
| | 20 | 5,780 | 5,210 | 4,625 | 16.31 | 21.79 | 6817 |
| | 21 | 6,038 | 5,442 | 4,831 | 17.12 | 22.61 | 7121 |
| | 22 | 6,296 | 5,675 | 5,037 | 17.93 | 23.42 | 7425 |
| | 23 | 6,554 | 5,907 | 5,244 | 18.75 | 24.23 | 7729 |
| | 24 | 6,812 | 6,140 | 5,450 | 19.56 | 25.04 | 8033 |
| | 25 | 7,070 | 6,372 | 5,656 | 20.37 | 25.86 | 8338 |
| | 26 | 7,328 | 6,605 | 5,863 | 21.18 | 26.67 | 8642 |
| | 27 | 7,586 | 6,837 | 6,069 | 22 | 27.48 | 8946 |
| | 28 | 7,844 | 7,070 | 6,276 | 22.81 | 28.3 | 9250 |
| | 29 | 8,102 | 7,302 | 6,482 | 23.62 | 29.11 | 9554 |
| | 30 | 8,360 | 7,535 | 6,688 | 24.43 | 29.92 | 9859 |
| | 31 | 8,618 | 7,767 | 6,895 | 25.25 | 30.73 | 10163 |
| | 32 | 8,876 | 7,999 | 7,101 | 26.06 | 31.55 | 10467 |
| | 33 | 9,134 | 8,232 | 7,307 | 26.87 | 32.36 | 10771 |
| | 34 | 9,392 | 8,464 | 7,514 | 27.69 | 33.17 | 11076 |
| | 35 | 9,650 | 8,697 | 7,720 | 28.5 | 33.99 | 11380 |
| | 36 | 9,908 | 8,929 | 7,927 | 29.31 | 34.8 | 11684 |
| | 37 | 10,165 | 9,162 | 8,133 | 30.12 | 35.61 | 11988 |
| 75 ft. - 22,87 m | 12 | 4,061 | 3,660 | 3,249 | 9.8 | 15.57 | 4789 |
| | 13 | 4,340 | 3,912 | 3,473 | 10.62 | 16.38 | 5119 |
| | 14 | 4,620 | 4,164 | 3,697 | 11.43 | 17.2 | 5449 |
| | 15 | 4,900 | 4,416 | 3,920 | 12.24 | 18.01 | 5779 |
| | 16 | 5,180 | 4,669 | 4,144 | 13.06 | 18.82 | 6109 |
| | 17 | 5,460 | 4,921 | 4,368 | 13.87 | 19.63 | 6439 |
| | 18 | 5,740 | 5,173 | 4,592 | 14.68 | 20.45 | 6769 |
| | 19 | 6,020 | 5,426 | 4,816 | 15.49 | 21.26 | 7099 |
| | 20 | 6,300 | 5,678 | 5,040 | 16.31 | 22.07 | 7429 |
| | 21 | 6,580 | 5,930 | 5,264 | 17.12 | 22.89 | 7759 |
| | 22 | 6,860 | 6,182 | 5,488 | 17.93 | 23.7 | 8089 |
| | 23 | 7,139 | 6,435 | 5,712 | 18.75 | 24.51 | 8420 |
| | 24 | 7,419 | 6,687 | 5,936 | 19.56 | 25.32 | 8750 |
| | 25 | 7,699 | 6,939 | 6,160 | 20.37 | 26.14 | 9080 |
| | 26 | 7,979 | 7,191 | 6,384 | 21.18 | 26.95 | 9410 |
| | 27 | 8,259 | 7,444 | 6,608 | 22 | 27.76 | 9740 |
| | 28 | 8,539 | 7,696 | 6,832 | 22.81 | 28.58 | 10070 |
| | 29 | 8,819 | 7,948 | 7,056 | 23.62 | 29.39 | 10400 |
| | 30 | 9,099 | 8,200 | 7,280 | 24.43 | 30.2 | 10730 |
| | 31 | 9,379 | 8,453 | 7,503 | 25.25 | 31.01 | 11060 |
| | 32 | 9,658 | 8,705 | 7,727 | 26.06 | 31.83 | 11390 |
| | 33 | 9,938 | 8,957 | 7,951 | 26.87 | 32.64 | 11720 |
| | 34 | 10,218 | 9,210 | 8,175 | 27.69 | 33.45 | 12050 |
| | 35 | 10,498 | 9,462 | 8,399 | 28.5 | 34.26 | 12381 |
| | 36 | 10,778 | 9,714 | 8,623 | 29.31 | 35.08 | 12711 |
| | 37 | 11,058 | 9,966 | 8,847 | 30.12 | 35.89 | 13041 |

| Diameter | Ring Number | Wheat Capacity (800 kg/m³) | Corn Capacity (721 kg/m³) | Barley Capacity (640 kg/m³) | Eaves Height (meter) | Peak Height (meter) | Max. Capacity Volume/m³ |
|---|---|---|---|---|---|---|---|
| 78 ft. - 23,79 m | 12 | 4,422 | 3,985 | 3,538 | 9.8 | 15.85 | 5215 |
| | 13 | 4,725 | 4,258 | 3,780 | 10.62 | 16.66 | 5572 |
| | 14 | 5,027 | 4,531 | 4,022 | 11.43 | 17.48 | 5929 |
| | 15 | 5,330 | 4,804 | 4,264 | 12.24 | 18.29 | 6286 |
| | 16 | 5,633 | 5,077 | 4,507 | 13.06 | 19.1 | 6643 |
| | 17 | 5,936 | 5,350 | 4,749 | 13.87 | 19.91 | 7000 |
| | 18 | 6,238 | 5,622 | 4,991 | 14.68 | 20.73 | 7357 |
| | 19 | 6,541 | 5,895 | 5,233 | 15.49 | 21.54 | 7714 |
| | 20 | 6,844 | 6,168 | 5,475 | 16.31 | 22.35 | 8071 |
| | 21 | 7,147 | 6,441 | 5,718 | 17.12 | 23.16 | 8428 |
| | 22 | 7,449 | 6,714 | 5,960 | 17.93 | 23.98 | 8785 |
| | 23 | 7,752 | 6,987 | 6,202 | 18.75 | 24.79 | 9142 |
| | 24 | 8,055 | 7,260 | 6,444 | 19.56 | 25.6 | 9499 |
| | 25 | 8,357 | 7,532 | 6,686 | 20.37 | 26.42 | 9856 |
| | 26 | 8,660 | 7,805 | 6,929 | 21.18 | 27.23 | 10213 |
| | 27 | 8,963 | 8,078 | 7,171 | 22 | 28.04 | 10570 |
| | 28 | 9,266 | 8,351 | 7,413 | 22.81 | 28.85 | 10927 |
| | 29 | 9,568 | 8,624 | 7,655 | 23.62 | 29.67 | 11284 |
| | 30 | 9,871 | 8,897 | 7,898 | 24.43 | 30.48 | 11641 |
| | 31 | 10,174 | 9,170 | 8,140 | 25.25 | 31.29 | 11998 |
| | 32 | 10,477 | 9,442 | 8,382 | 26.06 | 32.11 | 12355 |
| | 33 | 10,779 | 9,715 | 8,624 | 26.87 | 32.92 | 12712 |
| | 34 | 11,082 | 9,988 | 8,866 | 27.69 | 33.73 | 13069 |
| | 35 | 11,385 | 10,261 | 9,109 | 28.5 | 34.54 | 13426 |
| | 36 | 11,688 | 10,534 | 9,351 | 29.31 | 35.36 | 13783 |
| | 37 | 11,990 | 10,807 | 9,593 | 30.12 | 36.17 | 14140 |
| 90 ft.27,45 m | 12 | 6,047 | 5,450 | 4,838 | 9.8 | 16.92 | 7131 |
| | 13 | 6,450 | 5,813 | 5,160 | 10.62 | 17.73 | 7607 |
| | 14 | 6,853 | 6,177 | 5,483 | 11.43 | 18.54 | 8082 |
| | 15 | 7,256 | 6,540 | 5,805 | 12.24 | 19.35 | 8557 |
| | 16 | 7,659 | 6,903 | 6,128 | 13.06 | 20.17 | 9033 |
| | 17 | 8,062 | 7,266 | 6,450 | 13.87 | 20.98 | 9508 |
| | 18 | 8,465 | 7,630 | 6,773 | 14.68 | 21.79 | 9983 |
| | 19 | 8,868 | 7,993 | 7,095 | 15.49 | 22.61 | 10458 |
| | 20 | 9,271 | 8,356 | 7,418 | 16.31 | 23.42 | 10934 |
| | 21 | 9,674 | 8,719 | 7,740 | 17.12 | 24.23 | 11409 |
| | 22 | 10,078 | 9,083 | 8,063 | 17.93 | 25.04 | 11884 |
| | 23 | 10,481 | 9,446 | 8,385 | 18.75 | 25.86 | 12360 |
| | 24 | 10,884 | 9,809 | 8,708 | 19.56 | 26.67 | 12835 |
| | 25 | 11,287 | 10,173 | 9,030 | 20.37 | 27.48 | 13310 |
| | 26 | 11,690 | 10,536 | 9,353 | 21.18 | 28.3 | 13786 |
| | 27 | 12,093 | 10,899 | 9,675 | 22 | 29.11 | 14261 |
| | 28 | 12,496 | 11,262 | 9,997 | 22.81 | 29.92 | 14736 |
| | 29 | 12,899 | 11,626 | 10,320 | 23.62 | 30.73 | 15212 |
| | 30 | 13,302 | 11,989 | 10,642 | 24.43 | 31.55 | 15687 |
| | 31 | 13,705 | 12,352 | 10,965 | 25.25 | 32.36 | 16162 |
| | 32 | 14,108 | 12,715 | 11,287 | 26.06 | 33.17 | 16638 |
| | 33 | 14,511 | 13,079 | 11,610 | 26.87 | 33.99 | 17113 |
| | 34 | 14,914 | 13,442 | 11,932 | 27.69 | 34.8 | 17588 |
| | 35 | 15,317 | 13,805 | 12,255 | 28.5 | 35.61 | 18064 |
| | 36 | 15,720 | 14,168 | 12,577 | 29.31 | 36.42 | 18539 |
| | 37 | 16,123 | 14,532 | 12,900 | 30.12 | 37.24 | 19014 |

| Diameter | Ring Number | Wheat Capacity (800 kg/m³) | Corn Capacity (721 kg/m³) | Barley Capacity (640 kg/m³) | Eaves Height (meter) | Peak Height (meter) | Max. Capacity Volume/m³ |
|---|---|---|---|---|---|---|---|
| 105 ft. - 32,02 m | 12 | 8,503 | 7,663 | 6,803 | 9.8 | 18.24 | 10027 |
| | 13 | 9,051 | 8,158 | 7,242 | 10.62 | 19.05 | 10674 |
| | 14 | 9,600 | 8,652 | 7,680 | 11.43 | 19.86 | 11321 |
| | 15 | 10,148 | 9,147 | 8,119 | 12.24 | 20.68 | 11968 |
| | 16 | 10,697 | 9,641 | 8,558 | 13.06 | 21.49 | 12615 |
| | 17 | 11,246 | 10,136 | 8,997 | 13.87 | 22.3 | 13262 |
| | 18 | 11,794 | 10,630 | 9,436 | 14.68 | 23.11 | 13909 |
| | 19 | 12,343 | 11,124 | 9,875 | 15.49 | 23.93 | 14556 |
| | 20 | 12,891 | 11,619 | 10,314 | 16.31 | 24.74 | 15203 |
| | 21 | 13,440 | 12,113 | 10,753 | 17.12 | 25.55 | 15850 |
| | 22 | 13,989 | 12,608 | 11,192 | 17.93 | 26.37 | 16497 |
| | 23 | 14,537 | 13,102 | 11,631 | 18.75 | 27.18 | 17144 |
| | 24 | 15,086 | 13,597 | 12,070 | 19.56 | 27.99 | 17791 |
| | 25 | 15,634 | 14,091 | 12,509 | 20.37 | 28.8 | 18438 |
| | 26 | 16,183 | 14,586 | 12,947 | 21.18 | 29.62 | 19085 |
| | 27 | 16,732 | 15,080 | 13,386 | 22 | 30.43 | 19732 |
| | 28 | 17,280 | 15,574 | 13,825 | 22.81 | 31.24 | 20379 |
| | 29 | 17,829 | 16,069 | 14,264 | 23.62 | 32.05 | 21026 |
| | 30 | 18,377 | 16,563 | 14,703 | 24.43 | 32.87 | 21673 |
| | 31 | 18,926 | 17,058 | 15,142 | 25.25 | 33.68 | 22320 |
| | 32 | 19,475 | 17,552 | 15,581 | 26.06 | 34.49 | 22967 |
| | 33 | 20,023 | 18,047 | 16,020 | 26.87 | 35.31 | 23614 |
| | 34 | 20,572 | 18,541 | 16,459 | 27.69 | 36.12 | 24260 |
| | 35 | 21,121 | 19,036 | 16,898 | 28.5 | 36.93 | 24907 |
| | 36 | 21,669 | 19,530 | 17,337 | 29.31 | 37.74 | 25554 |
| | 37 | 22,218 | 20,024 | 17,776 | 30.12 | 38.56 | 26201 |
| 135 ft. - 41,17 m | 19 | 21,303 | 19,200 | 17,044 | 15.49 | 26.24 | 25122 |
| | 20 | 22,210 | 20,017 | 17,769 | 16.31 | 27.05 | 26192 |
| | 21 | 23,117 | 20,835 | 18,495 | 17.12 | 27.86 | 27261 |
| | 22 | 24,023 | 21,652 | 19,220 | 17.93 | 28.68 | 28331 |
| | 23 | 24,930 | 22,469 | 19,946 | 18.75 | 29.49 | 29400 |
| | 24 | 25,837 | 23,287 | 20,671 | 19.56 | 30.3 | 30470 |
| | 25 | 26,744 | 24,104 | 21,397 | 20.37 | 31.12 | 31539 |
| | 26 | 27,651 | 24,921 | 22,122 | 21.18 | 31.93 | 32609 |
| | 27 | 28,558 | 25,739 | 22,848 | 22 | 32.74 | 33678 |
| | 28 | 29,465 | 26,556 | 23,574 | 22.81 | 33.55 | 34748 |
| | 29 | 30,372 | 27,373 | 24,299 | 23.62 | 34.37 | 35817 |
| | 30 | 31,278 | 28,191 | 25,025 | 24.43 | 35.18 | 36887 |
| | 31 | 32,185 | 29,008 | 25,750 | 25.25 | 35.99 | 37956 |
| | 32 | 33,092 | 29,825 | 26,476 | 26.06 | 36.8 | 39026 |
| | 33 | 33,999 | 30,643 | 27,201 | 26.87 | 37.62 | 40095 |
| | 34 | 34,906 | 31,460 | 27,927 | 27.69 | 38.43 | 41165 |

grain storage systems

# FCDL-SERIES BINS


**FCDL-SERIES SILOS**
GSI also manufactures 4" corrugation grain storage silos. Usable in both Trade purposes and in Farms, this model are produced with the same engineering principles and enables efficient load transmission to the ground with its vertical support legs. FCDL-Series silo is available in 15' (4,57 m) – 60' (18,28 m) diameter range and 3-14 ring number range. Its capacity range is 55-4.000 (800kg/m3) tons.

**CFL-SERIES SILOS**
Even for more strength, CFL-Series silos provide 4" corrugation and business class vertical support legs. It is specially designed for today's commercial and farm applications. Today, CFL grain silo is the most demanded GSI silo. It is available in 54' (16,45 m) – 60' (18,28 m) diameter range and 14-21 ring number range.
Its capacity range is 3.000-5.500 (800kg/m3) tons.
CFL-Series bins provides full floor and flush floor aeration system and they also have gravity side discharge option.

**2.66" & 4.00" Body Side Panel Corrugation**
Due to high investment costs, only a few silo manufacturers are capable of producing silos in 2 different corrugations. Besides, a corrugated panel that is not obtained from an appropriate machine can lead to low quality body side and delays in area installation. GSI's unique roll-form lines are of high-precision and it always provides accurate body side panel. This process enables tight junction and better protection from external weather conditions.

| Dia (meter) | Ring Number | Wheat Capacity (800 kg/m³) | Corn Capacity (721 kg/m³) | Barley Capacity (640 kg/m³) | Eaves Height (meter) | Peak Height( meter) | Max. Capacity Volume/m³ |
|---|---|---|---|---|---|---|---|
| 15 ft. - 4,57 m | 3 | 51 | 46 | 41 | 3.38 | 4.60 | 61.2 |
| | 4 | 66 | 60 | 53 | 4.50 | 5.72 | 79.3 |
| | 5 | 82 | 73 | 65 | 5.61 | 6.83 | 97.5 |
| | 6 | 97 | 87 | 77 | 6.73 | 7.95 | 115.7 |
| | 7 | 112 | 101 | 90 | 7.85 | 9.07 | 133.8 |
| | 8 | 127 | 115 | 102 | 8.97 | 10.19 | 152.0 |
| | 9 | 143 | 128 | 114 | 10.08 | 11.30 | 170.1 |
| | 10 | 153 | 139 | 123 | 11.20 | 12.42 | 183.1 |
| | 11 | 169 | 152 | 135 | 12.32 | 13.54 | 201.3 |
| | 12 | 184 | 166 | 147 | 13.44 | 14.66 | 219.4 |
| 18 ft. - 5,49 m | 3 | 75 | 68 | 60 | 3.38 | 4.88 | 90.0 |
| | 4 | 97 | 87 | 78 | 4.50 | 5.99 | 116.1 |
| | 5 | 119 | 107 | 95 | 5.61 | 7.11 | 142.2 |
| | 6 | 141 | 127 | 113 | 6.73 | 8.23 | 168.4 |
| | 7 | 163 | 147 | 130 | 7.85 | 9.35 | 194.5 |
| | 8 | 185 | 167 | 148 | 8.97 | 10.46 | 220.7 |
| | 9 | 207 | 186 | 166 | 10.08 | 11.58 | 246.8 |
| | 10 | 229 | 206 | 183 | 11.20 | 12.70 | 272.9 |
| | 11 | 251 | 226 | 201 | 12.32 | 13.81 | 299.0 |
| | 12 | 273 | 246 | 218 | 13.44 | 14.92 | 325.2 |
| 21 ft. - 6,40 m | 3 | 105 | 94 | 84 | 3.38 | 5.13 | 124.9 |
| | 4 | 134 | 121 | 107 | 4.50 | 6.25 | 160.5 |
| | 5 | 164 | 148 | 131 | 5.61 | 7.37 | 196.1 |
| | 6 | 194 | 175 | 155 | 6.73 | 8.48 | 231.7 |
| | 7 | 224 | 202 | 179 | 7.85 | 9.60 | 267.2 |
| | 8 | 254 | 229 | 203 | 8.97 | 10.72 | 302.8 |
| | 9 | 284 | 256 | 227 | 10.08 | 11.84 | 338.4 |
| | 10 | 314 | 283 | 252 | 11.20 | 12.95 | 374.6 |
| | 11 | 344 | 310 | 275 | 12.32 | 14.07 | 410.1 |
| | 12 | 374 | 337 | 299 | 13.44 | 15.19 | 445.8 |
| 24 ft. - 7,32 m | 3 | 139 | 125 | 111 | 3.38 | 5.38 | 166.3 |
| | 4 | 178 | 161 | 143 | 4.50 | 6.50 | 212.8 |
| | 5 | 218 | 196 | 174 | 5.61 | 7.62 | 259.3 |
| | 6 | 257 | 231 | 205 | 6.73 | 8.74 | 305.8 |
| | 7 | 296 | 266 | 236 | 7.85 | 9.86 | 352.2 |
| | 8 | 335 | 301 | 268 | 8.97 | 10.97 | 398.7 |
| | 9 | 374 | 336 | 299 | 10.08 | 12.09 | 445.2 |
| | 10 | 413 | 372 | 330 | 11.20 | 13.21 | 491.7 |
| | 11 | 452 | 407 | 362 | 12.32 | 14.33 | 538.1 |
| | 12 | 491 | 443 | 393 | 13.44 | 15.44 | 584.6 |
| 27 ft. - 8,23 m | 3 | 180 | 162 | 144 | 3.38 | 5.66 | 214.6 |
| | 4 | 229 | 206 | 183 | 4.50 | 6.78 | 273.4 |
| | 5 | 279 | 251 | 223 | 5.61 | 7.90 | 332.3 |
| | 6 | 328 | 296 | 263 | 6.73 | 9.01 | 391.1 |
| | 7 | 378 | 340 | 302 | 7.85 | 10.14 | 449.9 |
| | 8 | 427 | 385 | 342 | 8.97 | 11.25 | 508.7 |
| | 9 | 477 | 429 | 381 | 10.08 | 12.37 | 567.5 |
| | 10 | 526 | 474 | 421 | 11.20 | 13.49 | 626.3 |
| | 11 | 576 | 519 | 460 | 12.32 | 14.61 | 685.1 |
| | 12 | 625 | 563 | 500 | 13.44 | 15.72 | 743.9 |

| Dia (meter) | Ring Number | Wheat Capacity (800 kg/m³) | Corn Capacity (721 kg/m³) | Barley Capacity (640 kg/m³) | Eaves Height (meter) | Peak Height( meter) | Max. Capacity Volume/m³ |
|---|---|---|---|---|---|---|---|
| | 3 | 226 | 204 | 181 | 3.38 | 5.92 | 270.0 |
| 30 ft. - 9,15 m | 4 | 288 | 259 | 230 | 4.50 | 7.04 | 342.6 |
| | 5 | 349 | 314 | 279 | 5.61 | 8.15 | 415.2 |
| | 6 | 410 | 369 | 328 | 6.73 | 9.27 | 487.8 |
| | 7 | 471 | 424 | 377 | 7.85 | 10.39 | 560.4 |
| | 8 | 532 | 479 | 425 | 8.97 | 11.51 | 633.1 |
| | 9 | 593 | 534 | 474 | 10.08 | 12.62 | 705.6 |
| | 10 | 654 | 589 | 523 | 11.20 | 13.74 | 778.3 |
| | 11 | 715 | 644 | 572 | 12.32 | 14.86 | 850.9 |
| | 12 | 776 | 699 | 621 | 13.44 | 15.98 | 923.5 |
| | 13 | 837 | 739 | 670 | 14.56 | 17.10 | 996.1 |
| 33 ft. - 10,06 m | 3 | 279 | 251 | 223 | 3.38 | 6.27 | 332.7 |
| | 4 | 353 | 318 | 282 | 4.50 | 7.39 | 420.6 |
| | 5 | 427 | 384 | 342 | 5.61 | 8.51 | 508.5 |
| | 6 | 501 | 451 | 401 | 6.73 | 9.63 | 596.3 |
| | 7 | 575 | 517 | 460 | 7.85 | 10.74 | 684.2 |
| | 8 | 649 | 584 | 519 | 8.97 | 11.86 | 772.1 |
| | 9 | 723 | 650 | 578 | 10.08 | 12.98 | 859.9 |
| | 10 | 796 | 718 | 637 | 11.20 | 14.10 | 947.8 |
| | 11 | 870 | 785 | 696 | 12.32 | 15.21 | 1035.6 |
| | 12 | 944 | 851 | 755 | 13.44 | 16.33 | 1123.5 |
| | 13 | 1018 | 917 | 814 | 14.56 | 17.45 | 1211.3 |
| 36 ft. - 10,98 m | 3 | 339 | 305 | 271 | 3.38 | 6.55 | 403.2 |
| | 4 | 427 | 384 | 341 | 4.50 | 7.67 | 507.8 |
| | 5 | 514 | 463 | 411 | 5.61 | 8.79 | 612.4 |
| | 6 | 602 | 542 | 482 | 6.73 | 9.91 | 716.9 |
| | 7 | 690 | 621 | 552 | 7.85 | 11.02 | 821.4 |
| | 8 | 778 | 700 | 623 | 8.97 | 12.14 | 926.0 |
| | 9 | 866 | 780 | 693 | 10.08 | 13.26 | 1030.6 |
| | 10 | 954 | 860 | 763 | 11.20 | 14.38 | 1135.1 |
| | 11 | 1042 | 939 | 834 | 12.32 | 15.49 | 1239.7 |
| | 12 | 1130 | 1018 | 904 | 13.44 | 16.61 | 1344.2 |
| | 13 | 1218 | 1097 | 974 | 14.56 | 17.73 | 1448.7 |
| 42 ft. - 12,81 m | 3 | 478 | 430 | 382 | 3.38 | 7.06 | 568.5 |
| | 4 | 597 | 538 | 478 | 4.50 | 8.18 | 710.8 |
| | 5 | 717 | 645 | 573 | 5.61 | 9.30 | 853.1 |
| | 6 | 837 | 753 | 669 | 6.73 | 10.41 | 995.5 |
| | 7 | 956 | 861 | 765 | 7.85 | 11.53 | 1137.8 |
| | 8 | 1076 | 968 | 861 | 8.97 | 12.65 | 1280.1 |
| | 9 | 1196 | 1076 | 957 | 10.08 | 13.77 | 1422.4 |
| | 10 | 1315 | 1186 | 1052 | 11.20 | 14.88 | 1564.8 |
| | 11 | 1435 | 1293 | 1148 | 12.32 | 16.00 | 1707.1 |
| | 12 | 1555 | 1400 | 1244 | 13.44 | 17.12 | 1849.4 |
| | 13 | 1674 | 1507 | 1340 | 14.56 | 18.24 | 1991.7 |
| | 14 | 1793 | 1614 | 1436 | 15.68 | 19.36 | 2134 |

| Dia (meter) | Ring Number | Wheat Capacity (800 kg/m³) | Corn Capacity (721 kg/m³) | Barley Capacity (640 kg/m³) | Eaves Height (meter) | Peak Height( meter) | Max. Capacity Volume/m³ |
|---|---|---|---|---|---|---|---|
| 48 ft. - 14,64 m | 4 | 802 | 722 | 641 | 4.50 | 8.71 | 954.1 |
| | 5 | 958 | 862 | 766 | 5.61 | 9.83 | 1140.0 |
| | 6 | 1115 | 1003 | 892 | 6.73 | 10.95 | 1325.9 |
| | 7 | 1271 | 1144 | 1017 | 7.85 | 12.07 | 1511.8 |
| | 8 | 1427 | 1285 | 1142 | 8.97 | 13.18 | 1697.7 |
| | 9 | 1583 | 1425 | 1267 | 10.08 | 14.30 | 1883.6 |
| | 10 | 1740 | 1568 | 1392 | 11.20 | 15.42 | 2069.5 |
| | 11 | 1896 | 1709 | 1517 | 12.32 | 16.54 | 2255.4 |
| | 12 | 2052 | 1850 | 1642 | 13.44 | 17.66 | 2441.2 |
| | 13 | 2208 | 1991 | 1767 | 14.56 | 18.78 | 2627.1 |
| | 14 | 2364 | 2132 | 1892 | 15.68 | 19.9 | 2813 |
| FCDL 54 ft. - 16,47 m | 4 | 1047 | 944 | 838 | 4.50 | 9.22 | 1246.9 |
| | 5 | 1244 | 1122 | 996 | 5.61 | 10.34 | 1482.3 |
| | 6 | 1442 | 1300 | 1154 | 6.73 | 11.46 | 1717.6 |
| | 7 | 1639 | 1478 | 1312 | 7.85 | 12.57 | 1952.9 |
| | 8 | 1837 | 1656 | 1470 | 8.97 | 13.69 | 2188.3 |
| | 9 | 2034 | 1834 | 1628 | 10.08 | 14.81 | 2423.7 |
| | 10 | 2231 | 2012 | 1786 | 11.20 | 15.93 | 2659.0 |
| | 11 | 2429 | 2190 | 1944 | 12.32 | 17.05 | 2894.4 |
| | 12 | 2627 | 2368 | 2102 | 13.44 | 18.17 | 3129.8 |
| | 13 | 2825 | 2546 | 2260 | 14.56 | 19.29 | 3365.2 |
| | 14 | 3023 | 2724 | 2418 | 15.68 | 20.41 | 3600.6 |
| CFL 54 ft. -16,47 m | 14 | 3025 | 2726 | 2419 | 15.70 | 20.42 | 3600.9 |
| | 15 | 3222 | 2682 | 2577 | 16.81 | 21.54 | 3836.3 |
| | 16 | 3420 | 3082 | 2736 | 17.92 | 22.66 | 4071.7 |
| | 17 | 3618 | 3260 | 2894 | 19.03 | 23.78 | 4307.1 |
| | 18 | 3816 | 3438 | 3052 | 20.14 | 24.90 | 4542.5 |
| | 19 | 4013 | 3617 | 3210 | 21.25 | 26.02 | 4777.9 |
| | 20 | 4211 | 3795 | 3368 | 22.36 | 27.14 | 5013.3 |
| | 21 | 4409 | 3973 | 3527 | 23.47 | 28.26 | 5248.7 |
| FCDL 60 ft. - 18,30 m | 4 | 1328 | 1197 | 1063 | 4.50 | 9.75 | 1581.3 |
| | 5 | 1572 | 1417 | 1258 | 5.61 | 10.87 | 1871.9 |
| | 6 | 1816 | 1637 | 1453 | 6.73 | 11.99 | 2162.5 |
| | 7 | 2060 | 1857 | 1648 | 7.85 | 13.11 | 2453.0 |
| | 8 | 2303 | 2076 | 1843 | 8.97 | 14.22 | 2743.6 |
| | 9 | 2547 | 2296 | 2038 | 10.08 | 15.34 | 3034.1 |
| | 10 | 2791 | 2516 | 2233 | 11.20 | 16.46 | 3324.6 |
| | 11 | 3035 | 2736 | 2429 | 12.32 | 17.58 | 3615.1 |
| | 12 | 3279 | 2956 | 2624 | 13.44 | 18.70 | 3905.7 |
| | 13 | 3523 | 3176 | 2819 | 14.56 | 19.74 | 4196.3 |
| CFL 60 ft. - 18,30 m | 14 | 3769 | 3397 | 3015 | 15.70 | 20.88 | 4487.2 |
| | 15 | 4013 | 3616 | 3210 | 16.81 | 22.00 | 4777.7 |
| | 16 | 4257 | 3836 | 3405 | 17.93 | 23.11 | 5068.3 |
| | 17 | 4501 | 4056 | 3601 | 19.03 | 24.23 | 5358.9 |
| | 18 | 4746 | 4276 | 3796 | 20.14 | 25.35 | 5649.4 |
| | 19 | 4990 | 4496 | 3991 | 21.25 | 26.48 | 5940.0 |
| | 20 | 5234 | 4716 | 4186 | 22.36 | 27.58 | 6230.6 |
| | 21 | 5478 | 4936 | 4382 | 23.47 | 28.70 | 6521.2 |

# HOPPER BOTTOM BINS

## NCHT & FCHT SERIES

**The Right Silo for The Right Job,**
It is designed for today's modern grain producers and distributors. GSI hopper-bottom grain storage silos provide long years of safe and useful service. Be it wet or dry grain storage, blending silos, long-term storage or surface discharge system, with the right silo, GSI provides the most accurate solutions to your needs.

**Bottom-up stable Support Legs;**

GSI hopper bottom storage silos, starts from concrete foundation with its very strong "Wide-Flange" legs, which is welded to thick steel bottom plates in the factory. Legs are cleaned, specially prepared and painted for durability. By means of stable angle rings found upon each leg and lock connecting parts that connect legs, uniform bolting of conic bottom side and silo body is achieved. Silo legs are even further reinforced depending on the dimensions of the silo, the product that is being stores and specific seismic and wind conditions, with custom designed, "X" shaped supporting pieces or long bars that have high standard tension strength or by using steel supports that are extra strong structurally.

**Endurance of the conic part...First Task!**

In conic base silos, the endurance of the conic part is particularly significant in relation to the expected life of the entire silo. For this reason, each conic panel is sensitively manufactured from highly durable, commercially galvanized steel and they are designed in such a way that they can provide maximum support once assembled. Conic panels are manufactured in diverse proclivities depending on their purpose of utilization and silo measurements. 40-45 degree conic angle silos are usually suitable for dry or wet products that have well fluidity levels. 60-67 degree conic angle silos on the other hand are used for products that have worse fluidity levels.
GSI manufactures two types of commercial conic base silos. These include the strong NCHT Series, which have 2,66" (66,7mm) corrugation distance on lateral wall plates and FCHT Series, which have a wider corrugation distance, 4" (101,6mm). Within the NCHT Series, there are different options that can address all kinds of conic base silo requirements with different diameters (15ft-36ft/ 4,57m-10,97m), capacities and 40-45-60 degree proclivities. FCHT series only provides 45-degree proclivity option. It has been designed for more special, intermediary capacity intervals, with a strong and reliable design and for limited dimension/capacities and provides price advantage as well.

Easily accessible, 60 cm diameter silo entrance doors are contained within the second ring in GSI commercial conic base silos as a standard feature. They are completely welded onto the round lateral wall sheet and they are cold galvanized. This way the strongest and long-lasting product can be obtained. Non-permeable interior door panel is easily locked with a sliding double clamp system.

grain storage systems

# NCHT 40° 45° 60°

Volumes have been calculated by taking 28-degree angle of repose into consideration. Design and Technical specifications may be altered without any notice.
All commercial silos are designed for grain storage, however, other materials with natural flow and a density of maximum 833 kg/m3 can also be stored. A compression ratio of 6% have been taken into consideration in capacity calculations. Maximum capacity calculations have been made by estimating that grain flows in precisely at 28-degree angle of repose from the center.
Typical grain densities: Wheat (800 kg/m3), Corn (721 kg/m3), Rice (640 kg/m3)

| Series | Diameter | Ring Number | Conical Gap | Wheat Capacity 800 kg/m³ | Corn Capacity 721 kg/m³ | Barley Capacity 640kg/m³ | Eaves Height (meter) | Peak Height (meter) | Max. Capacity Volume/m³ |
|---|---|---|---|---|---|---|---|---|---|
| NCHT | 12 ft. - 3,66 m | 6 45 | 32" | 51 | 46 | 41 | 7.37 | 8.36 | 61 |
| | | 7 45 | 32" | 59 | 53 | 47 | 8.18 | 9.17 | 70 |
| | | 8 45 | 32" | 66 | 59 | 53 | 8.99 | 9.98 | 78 |
| | | 9 45 | 32" | 73 | 65 | 58 | 9.8 | 10.8 | 87 |
| | | 10 45 | 32" | 80 | 72 | 64 | 10.62 | 11.61 | 95 |
| | | 11 45 | 32" | 87 | 78 | 70 | 11.43 | 12.42 | 104 |
| | | 12 45 | 32" | 94 | 85 | 75 | 12.24 | 13.23 | 112 |
| | | 13 45 | 32" | 101 | 91 | 81 | 13.06 | 14.05 | 121 |
| | | 14 45 | 32" | 108 | 97 | 87 | 13.87 | 14.86 | 129 |
| | | 15 45 | 32" | 115 | 104 | 92 | 14.69 | 15.67 | 137 |
| | | 16 45 | 32" | 122 | 110 | 98 | 16.48 | 16.48 | 146 |
| NCHT | 15 ft. - 4,57 m | 6 45 | 32" | 82 | 74 | 66 | 7.77 | 8.99 | 98 |
| | | 7 45 | 32" | 94 | 85 | 75 | 8.59 | 9.80 | 111 |
| | | 8 45 | 32" | 105 | 95 | 84 | 9.40 | 10.62 | 124 |
| | | 9 45 | 32" | 117 | 105 | 93 | 10.21 | 11.43 | 138 |
| | | 10 45 | 32" | 128 | 115 | 102 | 11.02 | 12.24 | 151 |
| | | 11 45 | 32" | 139 | 125 | 111 | 11.84 | 13.06 | 164 |
| | | 12 45 | 32" | 150 | 135 | 120 | 12.65 | 13.87 | 177 |
| | | 13 45 | 32" | 161 | 145 | 129 | 13.46 | 14.68 | 190 |
| | | 14 45 | 32" | 172 | 155 | 138 | 14.27 | 15.49 | 204 |
| | | 15 45 | 32" | 183 | 165 | 146 | 15.09 | 16.31 | 217 |
| | | 16 45 | 32" | 194 | 175 | 155 | 15.90 | 17.12 | 230 |
| | | 17 45 | 32" | 205 | 185 | 164 | 16.71 | 17.93 | 243 |
| NCHT | 18 ft. - 5,49 m | 6 45 | 32" | 124 | 112 | 99 | 8.33 | 9.83 | 147 |
| | | 7 45 | 32" | 140 | 126 | 112 | 9.14 | 10.64 | 166 |
| | | 8 45 | 32" | 156 | 141 | 125 | 9.96 | 11.46 | 185 |
| | | 9 45 | 32" | 172 | 155 | 138 | 10.77 | 12.27 | 204 |
| | | 10 45 | 32" | 189 | 170 | 151 | 11.58 | 13.08 | 223 |
| | | 11 45 | 32" | 204 | 184 | 163 | 12.40 | 13.89 | 242 |
| | | 12 45 | 32" | 221 | 199 | 177 | 13.21 | 14.71 | 261 |
| | | 13 45 | 32" | 236 | 213 | 189 | 14.02 | 15.52 | 280 |
| | | 14 45 | 32" | 253 | 228 | 202 | 14.83 | 16.33 | 299 |
| | | 15 45 | 32" | 269 | 242 | 215 | 15.65 | 17.15 | 318 |
| | | 16 45 | 32" | 285 | 257 | 228 | 16.46 | 17.96 | 337 |
| | | 17 45 | 32" | 301 | 271 | 241 | 17.27 | 18.77 | 356 |
| | | 18 45 | 32" | 317 | 286 | 254 | 18.08 | 19.58 | 375 |
| | | 19 45 | 32" | 333 | 300 | 266 | 18.90 | 20.40 | 394 |
| NCHT | 21 ft. - 6,40 m | 6 45 | 32" | 175 | 158 | 140 | 8.71 | 10.46 | 207 |
| | | 7 45 | 32" | 196 | 177 | 157 | 9.53 | 11.28 | 233 |
| | | 8 45 | 32" | 219 | 197 | 175 | 10.34 | 12.09 | 259 |
| | | 9 45 | 32" | 241 | 217 | 193 | 11.15 | 12.90 | 285 |
| | | 10 45 | 32" | 263 | 237 | 210 | 11.96 | 13.72 | 310 |
| | | 11 45 | 32" | 284 | 256 | 227 | 12.78 | 14.53 | 336 |
| | | 12 45 | 32" | 306 | 276 | 245 | 13.59 | 15.34 | 362 |
| | | 13 45 | 32" | 328 | 296 | 263 | 14.40 | 16.15 | 388 |
| | | 14 45 | 32" | 351 | 316 | 280 | 15.21 | 16.97 | 414 |
| | | 15 45 | 32" | 373 | 336 | 298 | 16.03 | 17.78 | 440 |
| | | 16 45 | 32" | 394 | 355 | 315 | 16.84 | 18.59 | 465 |
| | | 17 45 | 32" | 416 | 375 | 333 | 17.65 | 19.41 | 491 |
| | | 18 45 | 32" | 438 | 395 | 351 | 18.47 | 20.22 | 517 |
| | | 19 45 | 32" | 460 | 415 | 368 | 19.28 | 21.03 | 543 |
| NCHT | 24 ft.- 7,32 m | 6 45 | 32" | 236 | 213 | 189 | 9.17 | 11.18 | 280 |
| | | 7 45 | 32" | 265 | 239 | 212 | 9.98 | 11.99 | 314 |
| | | 8 45 | 32" | 294 | 265 | 235 | 10.80 | 12.80 | 347 |
| | | 9 45 | 32" | 323 | 291 | 258 | 11.61 | 13.61 | 381 |
| | | 10 45 | 32" | 352 | 317 | 281 | 12.42 | 14.43 | 415 |
| | | 11 45 | 32" | 381 | 343 | 304 | 13.23 | 15.24 | 449 |
| | | 12 45 | 32" | 408 | 368 | 327 | 14.05 | 16.05 | 482 |
| | | 13 45 | 32" | 437 | 394 | 350 | 14.86 | 16.87 | 516 |
| | | 14 45 | 32" | 466 | 420 | 373 | 15.67 | 17.68 | 550 |
| | | 15 45 | 32" | 495 | 446 | 396 | 16.48 | 18.49 | 584 |
| | | 16 45 | 32" | 524 | 472 | 419 | 17.30 | 19.30 | 618 |
| | | 17 45 | 32" | 551 | 497 | 441 | 18.11 | 20.12 | 651 |
| | | 18 45 | 32" | 580 | 523 | 464 | 18.92 | 20.93 | 685 |
| | | 19 45 | 32" | 609 | 549 | 487 | 19.74 | 21.74 | 719 |

| Series | Diameter | Ring Number | Conical Gap | Wheat Capacity 800 kg/m³ | Corn Capacity 721 kg/m³ | Barley Capacity 640kg/m³ | Eaves Height (meter) | Peak Height (meter) | Max. Capacity Volume/m³ |
|---|---|---|---|---|---|---|---|---|---|
| NCHT | 27 ft. - 8,23 m | 6 45 | 32" | 312 | 283 | 253 | 9.63 | 11.91 | 366 |
| | | 7 45 | 32" | 348 | 315 | 281 | 10.44 | 12.73 | 409 |
| | | 8 45 | 32" | 384 | 348 | 311 | 11.25 | 13.54 | 452 |
| | | 9 45 | 32" | 421 | 381 | 340 | 12.07 | 14.35 | 495 |
| | | 10 45 | 32" | 457 | 413 | 368 | 12.88 | 15.16 | 538 |
| | | 11 45 | 32" | 493 | 446 | 398 | 13.69 | 15.98 | 580 |
| | | 12 45 | 32" | 530 | 479 | 427 | 14.50 | 16.79 | 623 |
| | | 13 45 | 32" | 565 | 511 | 455 | 15.32 | 17.60 | 666 |
| | | 14 45 | 32" | 602 | 544 | 485 | 16.13 | 18.42 | 709 |
| | | 15 45 | 32" | 639 | 577 | 514 | 16.94 | 19.23 | 751 |
| | | 16 45 | 32" | 675 | 610 | 543 | 17.75 | 20.04 | 794 |
| | | 17 45 | 32" | 711 | 642 | 572 | 18.57 | 20.85 | 837 |
| | | 18 45 | 32" | 747 | 675 | 601 | 19.38 | 21.67 | 880 |
| | | 19 45 | 32" | 784 | 708 | 630 | 20.19 | 22.48 | 922 |
| NCHT | 36 ft. - 10,98 m | 10 45 | 32" | 868 | 782 | 694 | 14.30 | 17.45 | 1023 |
| | | 11 45 | 32" | 932 | 840 | 746 | 15.12 | 18.27 | 1099 |
| | | 12 45 | 32" | 997 | 898 | 797 | 15.93 | 19.08 | 1175 |
| | | 13 45 | 32" | 1061 | 956 | 849 | 16.74 | 19.89 | 1251 |
| | | 14 45 | 32" | 1126 | 1015 | 901 | 17.56 | 20.71 | 1328 |
| | | 15 45 | 32" | 1190 | 1073 | 952 | 18.37 | 21.52 | 1404 |
| | | 16 45 | 32" | 1255 | 1131 | 1004 | 19.18 | 22.33 | 1480 |
| | | 17 45 | 32" | 1319 | 1189 | 1055 | 19.99 | 23.14 | 1556 |
| | | 18 45 | 32" | 1384 | 1247 | 1107 | 20.81 | 23.96 | 1632 |
| | | 19 45 | 32" | 1448 | 1305 | 1159 | 21.62 | 24.77 | 1708 |
| | | 20 45 | 32" | 1513 | 1363 | 1210 | 22.43 | 25.58 | 1784 |
| NCHT | 27 ft. - 8,23 m | 6 40 | 28" | 297 | 268 | 238 | 8.66 | 10.95 | 351 |
| | | 7 40 | 28" | 333 | 300 | 266 | 9.47 | 11.76 | 394 |
| | | 8 40 | 28" | 369 | 333 | 296 | 10.29 | 12.57 | 436 |
| | | 9 40 | 28" | 406 | 366 | 325 | 11.10 | 13.39 | 479 |
| | | 10 40 | 28" | 442 | 398 | 353 | 11.91 | 14.20 | 522 |
| | | 11 40 | 28" | 478 | 431 | 383 | 12.73 | 15.01 | 565 |
| | | 12 40 | 28" | 515 | 464 | 412 | 13.54 | 15.82 | 607 |
| | | 13 40 | 28" | 550 | 496 | 440 | 14.35 | 16.64 | 650 |
| | | 14 40 | 28" | 587 | 529 | 470 | 15.16 | 17.45 | 693 |
| | | 15 40 | 28" | 624 | 562 | 499 | 15.98 | 18.26 | 736 |
| | | 16 40 | 28" | 660 | 595 | 528 | 16.79 | 19.08 | 778 |
| | | 17 40 | 28" | 696 | 627 | 557 | 17.60 | 19.89 | 821 |
| | | 18 40 | 28" | 732 | 660 | 586 | 18.42 | 20.70 | 864 |
| | | 19 40 | 28" | 769 | 693 | 615 | 19.23 | 21.51 | 907 |
| NCHT | 30 ft. - 9,15 m | 6 40 | 28" | 377 | 340 | 302 | 9.02 | 11.53 | 446 |
| | | 7 40 | 28" | 423 | 381 | 338 | 9.83 | 12.34 | 499 |
| | | 8 40 | 28" | 467 | 421 | 374 | 10.64 | 13.16 | 552 |
| | | 9 40 | 28" | 513 | 462 | 410 | 11.46 | 13.97 | 604 |
| | | 10 40 | 28" | 557 | 502 | 446 | 12.27 | 14.78 | 657 |
| | | 11 40 | 28" | 601 | 542 | 481 | 13.08 | 15.60 | 710 |
| | | 12 40 | 28" | 647 | 583 | 518 | 13.89 | 16.41 | 763 |
| | | 13 40 | 28" | 691 | 623 | 553 | 14.71 | 17.22 | 816 |
| | | 14 40 | 28" | 736 | 663 | 589 | 15.52 | 18.03 | 868 |
| | | 15 40 | 28" | 781 | 704 | 625 | 16.33 | 18.85 | 921 |
| | | 16 40 | 28" | 826 | 744 | 660 | 17.15 | 19.66 | 974 |
| | | 17 40 | 28" | 870 | 784 | 696 | 17.96 | 20.47 | 1027 |
| | | 18 40 | 28" | 915 | 825 | 732 | 18.77 | 21.29 | 1080 |
| | | 19 40 | 28" | 960 | 865 | 768 | 19.58 | 22.10 | 1132 |
| NCHT | 36 ft. - 10,98 m | 6 40 | 32" | 580 | 524 | 464 | 9.78 | 12.93 | 684 |
| | | 7 40 | 32" | 645 | 582 | 516 | 10.59 | 13.74 | 760 |
| | | 8 40 | 32" | 709 | 640 | 567 | 11.40 | 14.55 | 837 |
| | | 9 40 | 32" | 774 | 698 | 619 | 12.22 | 15.37 | 913 |
| | | 10 40 | 32" | 838 | 756 | 670 | 13.03 | 16.18 | 989 |
| | | 11 40 | 32" | 903 | 814 | 722 | 13.84 | 16.99 | 1065 |
| | | 12 40 | 32" | 967 | 872 | 773 | 14.66 | 17.81 | 1141 |
| | | 13 40 | 32" | 1032 | 930 | 825 | 15.47 | 18.62 | 1217 |
| | | 14 40 | 32" | 1096 | 989 | 877 | 16.28 | 19.43 | 1293 |
| | | 15 40 | 32" | 1161 | 1047 | 928 | 17.09 | 20.24 | 1369 |
| | | 16 40 | 32" | 1225 | 1105 | 980 | 17.91 | 21.06 | 1445 |
| | | 17 40 | 32" | 1290 | 1163 | 1031 | 18.72 | 21.87 | 1521 |
| | | 18 40 | 32" | 1354 | 1221 | 1083 | 19.53 | 22.68 | 1597 |

| Series | Diameter | Ring Number | Conical Gap | Wheat Capacity 800 kg/m³ | Corn Capacity 721 kg/m³ | Barley Capacity 640kg/m³ | Eaves Height (meter) | Peak Height (meter) | Max. Capacity Volume/m³ |
|---|---|---|---|---|---|---|---|---|---|
| NCHT | 15 ft. - 4,57 m | 6 60 | 32" | 90 | 81 | 72 | 9.27 | 10.49 | 107 |
| | | 7 60 | 32" | 101 | 91 | 81 | 10.08 | 11.30 | 120 |
| | | 8 60 | 32" | 112 | 101 | 90 | 10.90 | 12.12 | 133 |
| | | 9 60 | 32" | 124 | 112 | 99 | 11.71 | 12.93 | 147 |
| | | 10 60 | 32" | 135 | 122 | 108 | 12.52 | 13.74 | 160 |
| | | 11 60 | 32" | 146 | 132 | 117 | 13.34 | 14.55 | 173 |
| | | 12 60 | 32" | 158 | 142 | 126 | 14.15 | 15.37 | 186 |
| | | 13 60 | 32" | 169 | 152 | 135 | 14.96 | 16.18 | 199 |
| | | 14 60 | 32" | 180 | 162 | 144 | 15.77 | 16.99 | 213 |
| | | 15 60 | 32" | 191 | 172 | 153 | 16.59 | 17.81 | 226 |
| | | 16 60 | 32" | 202 | 182 | 162 | 17.40 | 18.62 | 239 |
| | | 17 60 | 32" | 213 | 192 | 170 | 18.21 | 19.43 | 252 |
| NCHT | 18 ft. - 5,49 m | 6 60 | 32" | 136 | 123 | 109 | 10.06 | 11.56 | 162 |
| | | 7 60 | 32" | 153 | 138 | 122 | 10.87 | 12.37 | 181 |
| | | 8 60 | 32" | 169 | 152 | 135 | 11.68 | 13.18 | 200 |
| | | 9 60 | 32" | 185 | 167 | 148 | 12.50 | 14.00 | 219 |
| | | 10 60 | 32" | 202 | 182 | 162 | 13.31 | 14.81 | 238 |
| | | 11 60 | 32" | 217 | 196 | 174 | 14.12 | 15.62 | 257 |
| | | 12 60 | 32" | 234 | 211 | 187 | 14.94 | 16.43 | 276 |
| | | 13 60 | 32" | 250 | 225 | 200 | 15.75 | 17.25 | 295 |
| | | 14 60 | 32" | 266 | 240 | 213 | 16.56 | 18.06 | 314 |
| | | 15 60 | 32" | 282 | 254 | 225 | 17.37 | 18.87 | 333 |
| | | 16 60 | 32" | 298 | 269 | 239 | 18.19 | 19.69 | 352 |
| | | 17 60 | 32" | 314 | 283 | 251 | 19.00 | 20.50 | 371 |
| | | 18 60 | 32" | 331 | 298 | 265 | 19.81 | 21.31 | 390 |
| | | 19 60 | 32" | 346 | 312 | 277 | 20.62 | 22.12 | 409 |
| NCHT | 21 ft. - 6,40 m | 6 60 | 32" | 196 | 177 | 157 | 10.85 | 12.60 | 232 |
| | | 7 60 | 32" | 217 | 196 | 174 | 11.66 | 13.41 | 258 |
| | | 8 60 | 32" | 240 | 216 | 192 | 12.47 | 14.22 | 283 |
| | | 9 60 | 32" | 262 | 236 | 209 | 13.28 | 15.04 | 309 |
| | | 10 60 | 32" | 284 | 256 | 227 | 14.10 | 15.85 | 335 |
| | | 11 60 | 32" | 305 | 275 | 244 | 14.91 | 16.66 | 361 |
| | | 12 60 | 32" | 327 | 295 | 262 | 15.72 | 17.48 | 387 |
| | | 13 60 | 32" | 350 | 315 | 280 | 16.54 | 18.29 | 413 |
| | | 14 60 | 32" | 372 | 335 | 297 | 17.35 | 19.10 | 438 |
| | | 15 60 | 32" | 393 | 354 | 314 | 18.16 | 19.91 | 464 |
| | | 16 60 | 32" | 415 | 374 | 332 | 18.97 | 20.73 | 490 |
| | | 17 60 | 32" | 437 | 394 | 350 | 19.79 | 21.54 | 516 |
| | | 18 60 | 32" | 459 | 414 | 367 | 20.60 | 22.35 | 542 |
| | | 19 60 | 32" | 482 | 434 | 385 | 21.41 | 23.16 | 568 |

# NCHT 45°

| Series | Diameter | Ring Number | Conical Gap | Wheat Capacity 800 kg/m³ | Corn Capacity 721 kg/m³ | Barley Capacity 640kg/m³ | Eaves Height (meter) | Peak Height (meter) | Max. Capacity Volume/m³ |
|---|---|---|---|---|---|---|---|---|---|
| FCHT | 18 ft. - 5,49 m | 4 45 | 34" | 118 | 106 | 94 | 7.90 | 9.33 | 138 |
| | | 5 45 | 34" | 140 | 126 | 112 | 9.02 | 10.44 | 164 |
| | | 6 45 | 34" | 162 | 146 | 129 | 10.13 | 11.56 | 190 |
| | | 7 45 | 34" | 185 | 166 | 148 | 11.25 | 12.68 | 217 |
| | | 8 45 | 34" | 207 | 186 | 165 | 12.37 | 13.79 | 243 |
| | | 9 45 | 34" | 229 | 206 | 183 | 13.49 | 14.91 | 269 |
| FcHT | 21 ft. - 6,40 m | 4 45 | 32" | 166 | 149 | 133 | 8.31 | 10.01 | 195 |
| | | 5 45 | 32" | 196 | 177 | 157 | 9.42 | 11.13 | 231 |
| | | 6 45 | 32" | 227 | 204 | 182 | 10.54 | 12.24 | 267 |
| | | 7 45 | 32" | 257 | 231 | 205 | 11.66 | 13.36 | 302 |
| | | 8 45 | 32" | 287 | 258 | 230 | 12.78 | 14.48 | 338 |
| | | 9 45 | 32" | 317 | 285 | 254 | 13.89 | 15.60 | 373 |
| FcHT | 24 ft. - 7,32 m | 4 45 | 31" | 225 | 203 | 180 | 8.61 | 10.60 | 265 |
| | | 5 45 | 31" | 264 | 238 | 211 | 9.73 | 11.71 | 311 |
| | | 6 45 | 31" | 304 | 274 | 243 | 10.85 | 12.83 | 358 |
| | | 7 45 | 31" | 343 | 309 | 275 | 11.96 | 13.95 | 404 |
| | | 8 45 | 31" | 383 | 345 | 306 | 13.08 | 15.06 | 451 |
| | | 9 45 | 31" | 422 | 380 | 338 | 14.20 | 16.18 | 497 |


GSI
GSI
GSI
GSI
GSI

# FARM TYPE HOPPER BOTTOM BINS

## LOAD OUT TANKS

GHT Hopper bottom grain storage silos are capable of carrying heavier loads in comparison to typical bulk feed silos. They are available in diameters of 9ft (2,74m), 12ft (3,65m), 15ft (4,57m), 18ft(5,48m) and 21ft (6,40m) and suitable for certain storage types. They can be adapted to grain drying and climatization systems and dried grain can be stored in these silos for long-term. GSI hopper silos are designed for 45 lbs/ft³ (721kg/m3) density and have a carrying capacity up to 150 tons. GSI roofs are made of high-strength galvanized steel. High-strength steels provide 20% more resistance than normal without affecting the weight, which is very important in structural design of the roof. The gap between roof and eaves can be adjusted during installation. Each formed roof frame has 4 pieces of vertical support bend for maximum endurance. Long roof frames are interlocked for moisture resistance and additional strutting. Roof peak cap, which is easily openable and has a diameter of 30" (76cm), allows boost charge.

| Part No | | Ring Number | Conical Angle | Bushel | Max. Capacity | | | Top. Height | |
|---|---|---|---|---|---|---|---|---|---|
| Model | Diamter | | | | Volume / ft³ | Metric Ton | U.S Ton | Feet | Meter |
| GHT | 9 ft. - 2,74 m | 1 | 45° | 388 | 482.73 | 8.75 | 9.65 | 14' 2" | 4.32 |
| | | 2 | | 523 | 650.59 | 11.80 | 13.01 | 16' 10" | 5.13 |
| | | 3 | | 658 | 818.45 | 14.85 | 16.37 | 19' 6" | 5.94 |
| | | 4 | | 793 | 986.32 | 17.89 | 19.73 | 22' 2" | 6.75 |
| | | 5 | | 927 | 1154.18 | 20.94 | 23.08 | 24' 10" | 7.56 |
| | | 6 | | 1061 | 1322.00 | 23.99 | 26.43 | 27' 4" | 8.37 |
| | | 7 | | 1195 | 1489.9 | 27.04 | 29.78 | 30' 0" | 9.18 |
| | | 8 | | 1329 | 1657.8 | 30.09 | 33.13 | 32' 7" | 9.99 |
| | | 9 | | 1463 | 1825.6 | 33.14 | 36.48 | 35' 3" | 10.80 |
| GHT | 12 ft. - 3,66 m | 1 | 45° | 786 | 946.87 | 19.34 | 21.30 | 16' 9" | 5.13 |
| | | 2 | | 1039 | 1245.30 | 25.44 | 28.02 | 19' 5" | 5.94 |
| | | 3 | | 1290 | 1543.72 | 31.53 | 34.73 | 22' 1" | 6.76 |
| | | 4 | | 1542 | 1842.15 | 37.64 | 41.45 | 24' 8" | 7.56 |
| | | 5 | | 1794 | 2140.57 | 43.73 | 48.16 | 27' 5" | 8.38 |
| | | 6 | | 2045 | 2439.00 | 49.83 | 54.88 | 30' 2" | 9.20 |
| | | 7 | | 2296 | 2737.4 | 55.93 | 61.60 | 32' 8" | 10.02 |
| | | 8 | | 2547 | 3035.9 | 62.03 | 68.32 | 35' 5" | 10.84 |
| GHT | 15 ft - 4,57 m | 1 | 45° | 1340 | 1617.32 | 33.04 | 36.39 | 19' 1" | 5.84 |
| | | 2 | | 1733 | 2083.61 | 42.57 | 46.88 | 21' 9" | 6.65 |
| | | 3 | | 2127 | 2549.90 | 52.09 | 57.37 | 24' 5" | 7.46 |
| | | 4 | | 2520 | 3016.18 | 61.52 | 67.86 | 27' 1" | 8.28 |
| | | 5 | | 2914 | 3482.47 | 71.15 | 78.36 | 29' 9" | 9.09 |
| | | 6 | | 3307 | 3948.76 | 80.68 | 88.85 | 32' 5" | 9.91 |
| | | 7 | | 3700 | 4415.05 | 90.20 | 99.34 | 35' 1" | 10.72 |
| GHT | 18 ft - 5,49 m | 1 | 45° | 2089 | 2526.99 | 51.58 | 56.86 | 21' 6" | 6.65 |
| | | 2 | | 2656 | 3198.44 | 65.29 | 71.97 | 24' 2" | 7.36 |
| | | 3 | | 3222 | 3869.90 | 78.99 | 87.07 | 26' 10" | 8.17 |
| | | 4 | | 3789 | 4541.35 | 92.70 | 102.18 | 29' 6" | 8.99 |
| | | 5 | | 4355 | 5212.81 | 106.38 | 117.29 | 32' 2" | 9.80 |
| | | 6 | | 4922 | 5884.26 | 120.09 | 132.40 | 34' 10" | 10.61 |
| | | 7 | | 5488 | 6555.72 | 133.79 | 147.50 | 37' 6" | 11.42 |
| | | 8 | | 6054 | 7227.2 | 147.50 | 162.60 | 40' 1" | 12.23 |
| GHT | 21 ft - 5,49 m | 1 | 45° | 3061 | 3709.18 | 75.70 | 83.44 | 23' 9" | 7.24 |
| | | 2 | | 3832 | 4623.55 | 94.36 | 104.01 | 26' 5" | 8.05 |
| | | 3 | | 4603 | 5536.32 | 113.00 | 124.57 | 29' 1" | 8.86 |
| | | 4 | | 5374 | 6450.84 | 131.60 | 145.13 | 31' 9" | 9.68 |
| | | 5 | | 6145 | 7364.65 | 150.30 | 165.69 | 34' 5" | 10.49 |
| | | 6 | | 6916 | 8278.5 | 169.00 | 186.30 | 37' 1" | 11.30 |

BFT Bulk feed silos are quite popular in feed storage. The reasons of this popularity are easy installation, less space occupation and easy material discharge. Certain BFT silos can be installed for storage of different materials. Insulated roof protects grain or feed against moisture. GSI BFT bulk feed silos are available in diameters of 6 ft (1,82m), 9ft (2,74m), 12ft (3,65m) and 15ft (4,57m), and has a capacity up to 77 tons.
Only GSI feed silos provide a special, patented "Auto-Lock" ground control access system. This system allows safe and easy closing and latching of filler cap from the ground. Cap can be opened 180°-straight and parallel to the ground. Thus, damage caused to the cap by filling helixes can be prevented.

| Part No | | Ring Number | Conical Angle | Max. Capacity | | | | Top. Height | |
|---|---|---|---|---|---|---|---|---|---|
| Model | Diamter | | | Bushel | Volume / ft³ | Metric Ton | U.S Ton | Feet | Meter |
| BFT | 6 ft - 1,83 m | 1 | 60° | 111 | 137.99 | 2.50 | 2.76 | 10' 7" | 3.25 |
| | | 2 | | 171 | 212.60 | 3.86 | 4.25 | 13' 3" | 4.06 |
| | | 3 | | 231 | 287.20 | 5.21 | 5.74 | 15' 10" | 4.85 |
| | | 4 | | 291 | 361.80 | 6.56 | 7.24 | 18' 7" | 5.69 |
| BFT | 7 ft - 2,13 m | 1 | 67° | 185 | 230.09 | 4.17 | 4.60 | 13' 6" | 4.12 |
| | | 2 | | 266 | 331.63 | 6.02 | 6.63 | 16' 2" | 4.93 |
| | | 3 | | 348 | 433.17 | 7.86 | 8.66 | 18' 9" | 5.75 |
| | | 4 | | 430 | 534.72 | 9.70 | 10.69 | 21' 6" | 6.56 |
| | | 5 | | 511 | 636.26 | 11.54 | 12.73 | 24' 2" | 7.37 |
| | | 6 | | 593 | 737.81 | 13.39 | 14.76 | 26' 10" | 8.18 |
| BFT | 9 ft - 2,74 m | 1 | 60° | 308 | 383.88 | 6.96 | 7.69 | 14' 1" | 4.30 |
| | | 2 | | 443 | 551.75 | 10.01 | 11.04 | 16' 9" | 5.11 |
| | | 3 | | 578 | 719.62 | 13.06 | 14.39 | 19' 5" | 5.92 |
| | | 4 | | 713 | 887.48 | 16.10 | 17.75 | 22' 1" | 6.74 |
| | | 5 | | 848 | 1055.34 | 19.15 | 21.11 | 24' 8" | 7.55 |
| | | 6 | | 983 | 1223.21 | 22.19 | 24.46 | 27' 5" | 8.36 |
| BFT | 12 ft - 3,66 m | 1 | 60° | 923 | 1109.27 | 22.64 | 24.96 | 20' 6" | 6.25 |
| | | 2 | | 1175 | 1407.69 | 28.73 | 31.67 | 23' 2" | 7.06 |
| | | 3 | | 1427 | 1706.12 | 34.82 | 38.39 | 25' 10" | 7.87 |
| | | 4 | | 1679 | 2004.54 | 40.91 | 45.10 | 28' 6" | 8.69 |
| | | 5 | | 1931 | 2302.96 | 47.00 | 51.82 | 31' 2" | 9.50 |
| | | 6 | | 2184 | 2602.24 | 53.12 | 58.56 | 33' 10" | 10.31 |
| BFT | 15 ft - 4,57 m | 1 | 60° | 1608 | 1934.95 | 39.49 | 43.54 | 23' 11" | 7.29 |
| | | 2 | | 2001 | 2401.22 | 49.00 | 54.03 | 26' 7" | 8.10 |
| | | 3 | | 2395 | 2867.50 | 58.52 | 64.52 | 29' 3" | 8.92 |
| | | 4 | | 2788 | 3333.77 | 68.04 | 75.01 | 31' 11" | 9.73 |
| | | 5 | | 3182 | 3800.04 | 77.55 | 85.50 | 34' 7" | 10.54 |

# G-SERIES GRAIN DRYERS

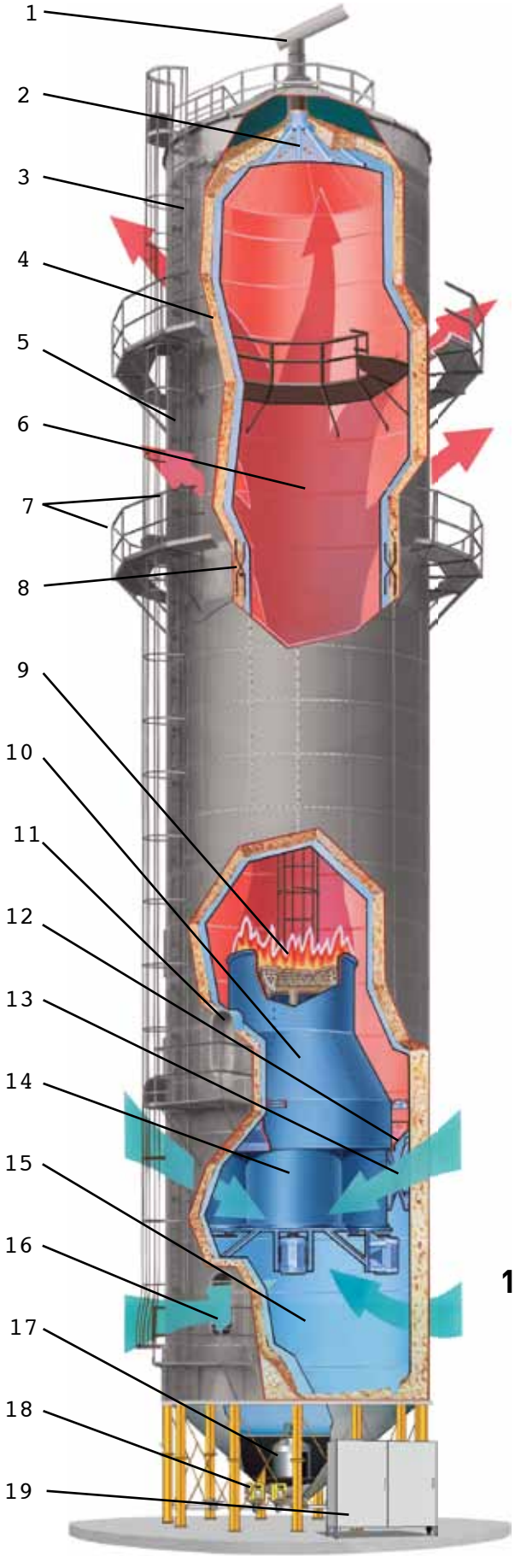


**1.** It does not require level adjustment due to gravitational entrance.

**2.** Filling box on the inner roof prevents grain crushing, eliminates the abrasion on the inner roof and it is capable of self-cleaning.



**3.** Outer panels made of Stainless Steel prolongs the service life of dryer and provides 3 good appearance. Hole diameters of different measures are used in order to reduce emission.

**4.** 12-3/4" grain columns surrounding the heat 5 compression chamber reduce the noise and increase the efficiency, while the burner ensures that you obtain full BTU.

**5.** Floor area is the least with an extra hard 7 structure and heavy general construction results.

**6.** Hot air heated at uniform low speed increases efficiency and quality while reducing the particle emission.

**7.** Safety stairs both inside and outside, cages and podiums ensure safe and easy access in all areas for drying.

**8.** Thanks to patented grain assembly system, grain gets dryed homogenously and of good quality. This system also provides a considerable 13 scale of fuel economy.

**9.** In-line Maxon NP-LE-AL series burners ensure heat and efficient burning even with natural gas or LP steam. Aluminum extrusion burners reduce maintenance requirements.

**10.** Reduction cone ensures equalization of the burners that exceed the air speed for optimum burning and assembly access of the burner.

**11.** Walk-in heat section provides easy access f or internal cleaning.

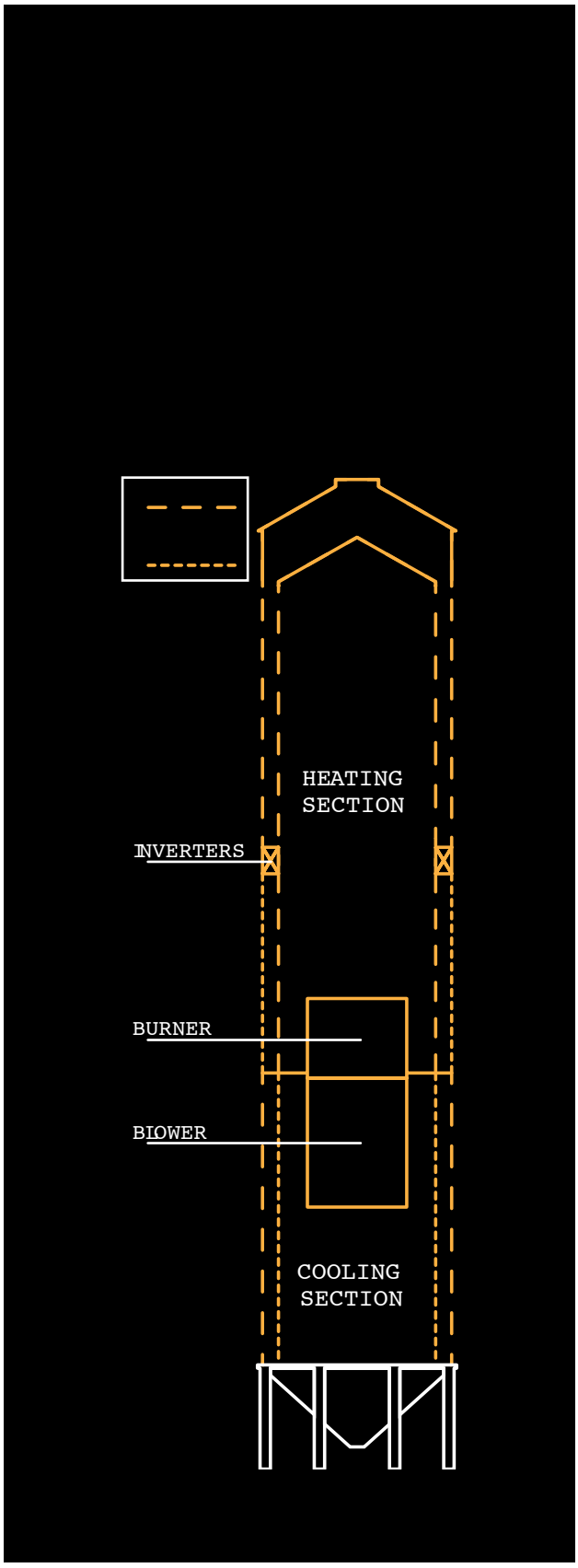




**12.** Conic seperation of Drying and Cooling sections prevents foreign substance accumulation and provides easy maintenance and cleaning.

**13.** Internally assembled fan burner provides silent operation.

**14.** Internally assembled tubular centrifugal ventilators provide high-volume air flow to drying section as well as high absorption rate for cooling section.

**15.** A considerable scale of fuel economy can be achieved via the heat recovery during Grain Cooling.

**16.** Walk-in cooling section provides easy access to fans and discharge system.

**17.** Patented discharging system provides simple, systematic and fast discharge.

**18.** Use of quality equipment (Maxon valves and burners etc) provides reliable and long-lasting service.

**19.** Weatherproof NEMA IV control panel and NEMA controlling components ensure safe and secure operation under all conditions.


**20.** PLC control system provides the most advanced and reliable dryer control in the market.

**Outstanding Worksmanship:**
Among the standard operation features in the dryer, double Maxon gas valves, exhaust air temperature detector, high temperature limits, grain level monitoring, constant flame monitoring, air flow monitoring and engine overload supervisions can be listed. We are proud of the design and the excellent workmanship of the tower dryer and we providing one year guarantee for all materials and worksmanship.

**Customer Services:**
When you need service for your GSI Tower Dryer machine, GSI Professional service team provides it. Local GSI dealer is also trained for service and provides fast, reliable service in case of need.


Durable Construction .. Long Years of Reliability

GSI control panel is located inside NEMA IV casing. Windowed panel design ensures that all drying operations are monitored through the lockable windowed door and provides protection for all control switches, indicators and control units.
In order to provide convenience, this panel can be installed upon the dryer or control room. Control panel equipped with touchscreen has Allen Bradley industrial control system and is connected to the power box via DH485 communication link.
Dryer power box is installed inside a large NEMA IV casing, all power and dryer monitoring equipments are controlled by Allen Bradley SLC control unit. Electrical diagram of this box is certified by MET laboratories and meets all U.S. standards. Therefore, long-term and reliable dryer control systems are provided.
Electronic control panel of GSI Dryer Machine gives warning on the colored graphic screen in case of any malfunction. It is possible to constantly watch instantaneous drying status and make adjustments regarding operation parameters.
Most of the adjustments can be performed on touchscreen. This plain and neat control system provides time saving during start-up and reduces user's possibility of making a mistake.

| | 1200 | 1500 | 1800 | 2000 | 2400 | 2500 | 3000 | 3500 | 4000 | 4718 | 5000 | 6000 | 7000 | 10000 |
|---|---|---|---|---|---|---|---|---|---|---|---|---|---|---|
| **HOT AIR CFM** | 60.500 | 77.100 | 81.800 | 98.600 | 108.300 | 121.950 | 145.200 | 175.800 | 192.750 | 213.600 | 282.000 | 304.800 | 337.500 | 500.00 |
| **COLD AIR CFM** | 30.250 | 38.550 | 40.900 | 49.300 | 54.150 | 60.975 | 72.600 | 87.900 | 96.375 | 106.800 | 141.000 | 152.400 | 198.750 | 250.000 |
| **BURNER CAPACITY (mil./btu)** | 13.068 | 16.654 | 17.669 | 21.298 | 23.393 | 26.341 | 31.363 | 41.634 | 41.634 | 46.138 | 60.192 | 65.837 | 72.9 | 108 |
| **AVR. USAGE OF HEAT ENERGY (mil./btu)** | 7,514 | 9,576 | 10,160 | 12,246 | 13,451 | 15,146 | 18,034 | 21,834 | 23,940 | 26,529 | 35,024 | 37,856 | 41,918 | 62,100 |
| **GRAIN COLUMN WIDTH (cm)** | 32 | 32 | 32 | 32 | 32 | 32 | 32 | 32 | 32 | 32 | 32 | 32 | 32 | 32 |
| **DRYER DIAMETER (meter)** | 3.66 | 3.66 | 3.66 | 3.66 | 3.66 | 5.49 | 5.49 | 5.49 | 5.49 | 5.49 | 7.32 | 7.32 | 7.32 | 7.32 |
| **TOTAL HEIGHT (meter)** | 16.39 | 18.42 | 21.47 | 23.51 | 26.56 | 20.91 | 23.96 | 27.01 | 30.06 | 34.13 | 31.46 | 34.51 | 37.56 | 41.04 |
| **DRYER SECTION CAPACITY** | 17 | 22 | 28 | 30 | 36 | 36 | 43 | 53 | 60 | 71 | 83 | 97 | 107 | 144 |
| **COOLING SECTION CAPACITY** | 7 | 7 | 8 | 11 | 12 | 13 | 16 | 18 | 21 | 25 | 27 | 28 | 33 | 44 |
| **TOTAL COLUMN CA-PACITY** | 25 | 29 | 36 | 41 | 48 | 49 | 60 | 71 | 81 | 96 | 110 | 125 | 140 | 189 |
| **TOTAL DRYER CAPAC-ITY** | 34 | 39 | 46 | 51 | 58 | 71 | 82 | 93 | 104 | 118 | 151 | 165 | 180 | 252 |
| **20% - 15% DRYING CAPACITY (ton/hour)** | 29 | 36 | 43 | 48 | 57 | 60 | 72 | 84 | 96 | 113 | 120 | 144 | 168 | 240 |
| **25% - 15% DRYING CAPACITY (ton/hour)** | 17 | 22 | 26 | 29 | 34 | 36 | 43 | 50 | 57 | 68 | 72 | 86 | 101 | 144 |

# T-SERIES GRAIN DRYERS

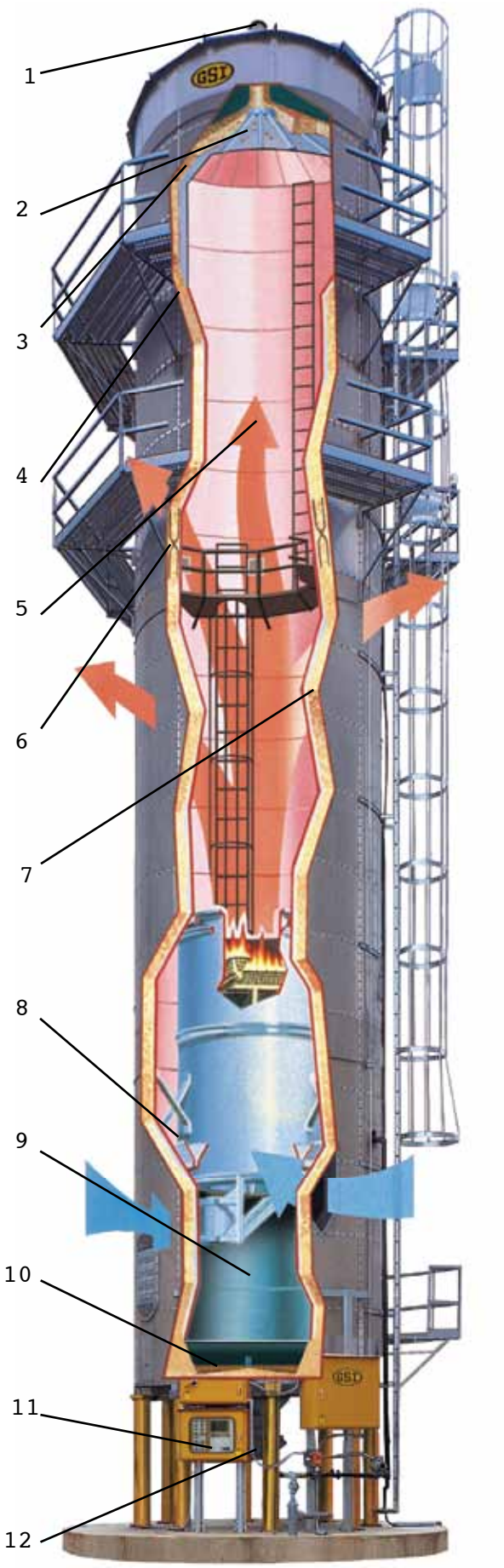


**1.** It does not require level adjustment due to gravitational entrance.

**2.** Filling box on the inner roof prevents grain crushing, eliminates the abrasion on the inner roof and it is capable of self-cleaning.

**3.** Possible setbacks can be traced by means of engine-driven grain level monitoring.

**4.** 12-3/4" grain columns surrounding the heat 3 compression chamber reduce the noise and increase the efficiency, while the burner ensures that you obtain full BTU.

**5.** Hot air heated at uniform low speed increases efficiency and quality while reducing particle emission.

**6.** Thanks to patented grain assembly system, 6 grain gets dryed homogenously and of good quality. This system also provides a considerable scale of fuel economy.



**7.** Outer panels made of Stainless Steel prolongs the service life of dryer and provides good appearance. Hole diameters of different measures are used to reduce emission.

**8.** Conic seperation of Drying and Cooling sections prevents foreign substance accumulation and provides easy maintenance and cleaning.

**9.** A considerable scale of fuel economy can be achieved via the heat recovery during Grain Cooling

**10.** Isolated discharge section prevents foreign substance accumulation.

**11.** GSI 's patented Vision Control panel is the most advanced control and monitoring system in the market.


**12.** Moisture control sensors are located inside specially designed flow control system. Values that are continually and precisely taken from these sensors are transmitted to moisture control system.

Mixed-flow industrial blower provides good performance for long years and is used in all T-series dryers.


| | T-1050 | T-1260 | T-1575 | T-1875 | T-20100 | T-24100 | T-2500 | T-3000 | T-3500 | T-4000 | T-4700 | T-5000 | T-6000 | T-7000 |
|---|---|---|---|---|---|---|---|---|---|---|---|---|---|---|
| **FAN** | 43" Axial | 43" Axial | 490 | 542 | 542 | 600 | 3-402 | 3-402 | 3-445 | 3-445 | 3-490 | 3-542 | 3-600 | 3-600 |
| **FAN ROTATION** | 1750 | 1750 | 1,035 | 856 | 981 | 818 | 1,106 | 1,240 | 1,111 | 1,185 | 1,000 | 966 | 793 | 817 |
| **FAN(BLOWER) HP** | 50 | 60 | 75 | 100 | 100 | 100 | 3-40 | 3-50 | 3-60 | 3-75 | 3-75 | 3-100 | 3-100 | 3-125 |
| **FEEDER ENGINES HP** | 1 | 1 | 1 | 1 | 1 | 1 | 1.5 | 1.5 | 1.5 | 1.5 | 1.5 | 2 | 2 | 2 |
| **HOT AIR CFM** | 42,300 | 48,400 | 77,100 | 81,800 | 98,600 | 108,300 | 121,950 | 145,200 | 175,800 | 192,750 | 213,600 | 282,000 | 304,800 | 337,500 |
| **COLD AIR CFM** | 14,500 | 17,500 | 38,550 | 40,900 | 49,300 | 54,150 | 60,975 | 72,600 | 87,900 | 96,375 | 106,800 | 141,000 | 152,400 | 168,750 |
| **BURNER CAPACITY (mil./btu)** | 11,100 | 11,100 | 16,654 | 17,669 | 21,298 | 23,393 | 26,341 | 31,363 | 37,973 | 41,634 | 46,138 | 60,192 | 65,837 | 72,900 |
| **AVR. USAGE OF HEAT ENERGY (mil./btu)** | 5,711 | 6,534 | 9,576 | 10,159 | 12,246 | 13,451 | 15,146 | 18,034 | 21,834 | 23,940 | 26,529 | 35,024 | 37,856 | 41,918 |
| **GRAIN COLUMN WIDTH (cm)** | 32 | 32 | 32 | 32 | 32 | 32 | 32 | 32 | 32 | 32 | 32 | 32 | 32 | 32 |
| **DRYER DIAMETER (M)** | 3.66 | 3.66 | 3.66 | 3.66 | 3.66 | 3.66 | 5.49 | 5.49 | 5.49 | 5.49 | 5.49 | 7.32 | 7.32 | 7.32 |
| **TOTAL HEIGHT (M)** | 13.92 | 15.96 | 17.99 | 21.04 | 23.07 | 26.12 | 20.13 | 23.18 | 26.23 | 29.28 | 33.34 | 29.83 | 32.89 | 35.97 |
| **CAPACITY OF WET MATERIAL SECTION** | 7 | 7 | 8 | 8 | 8 | 8 | 18 | 18 | 18 | 18 | 18 | 31 | 31 | 31 |
| **DRYING SECTION CAPACITY** | 15 | 18 | 22 | 28 | 30 | 36 | 36 | 43 | 53 | 60 | 71 | 83 | 97 | 107 |
| **COOLING SECTION CAPACITY** | 5 | 6 | 7 | 8 | 11 | 12 | 13 | 16 | 18 | 21 | 25 | 27 | 28 | 33 |
| **TOTAL DRYER CAPACITY** | 30 | 34 | 38 | 45 | 50 | 58 | 70 | 81 | 92 | 102 | 117 | 148 | 163 | 177 |
| **WALKWAYS** | 0 | 0 | 1 | 2 | 2 | 3 | 2 | 2 | 2 | 3 | 3 | 2 | 3 | 3 |
| **20% - 15% DRYING CAPACITY (ton/hour)** | 24 | 29 | 36 | 43 | 48 | 57 | 60 | 72 | 84 | 96 | 112 | 120 | 144 | 168 |
| 25% - 15% DRYING CAPACITY (ton/hour) | 14 | 17 | 22 | 26 | 29 | 34 | 36 | 43 | 50 | 57 | 68 | 78 | 86 | 101 |

# T-SERIES FEATURES

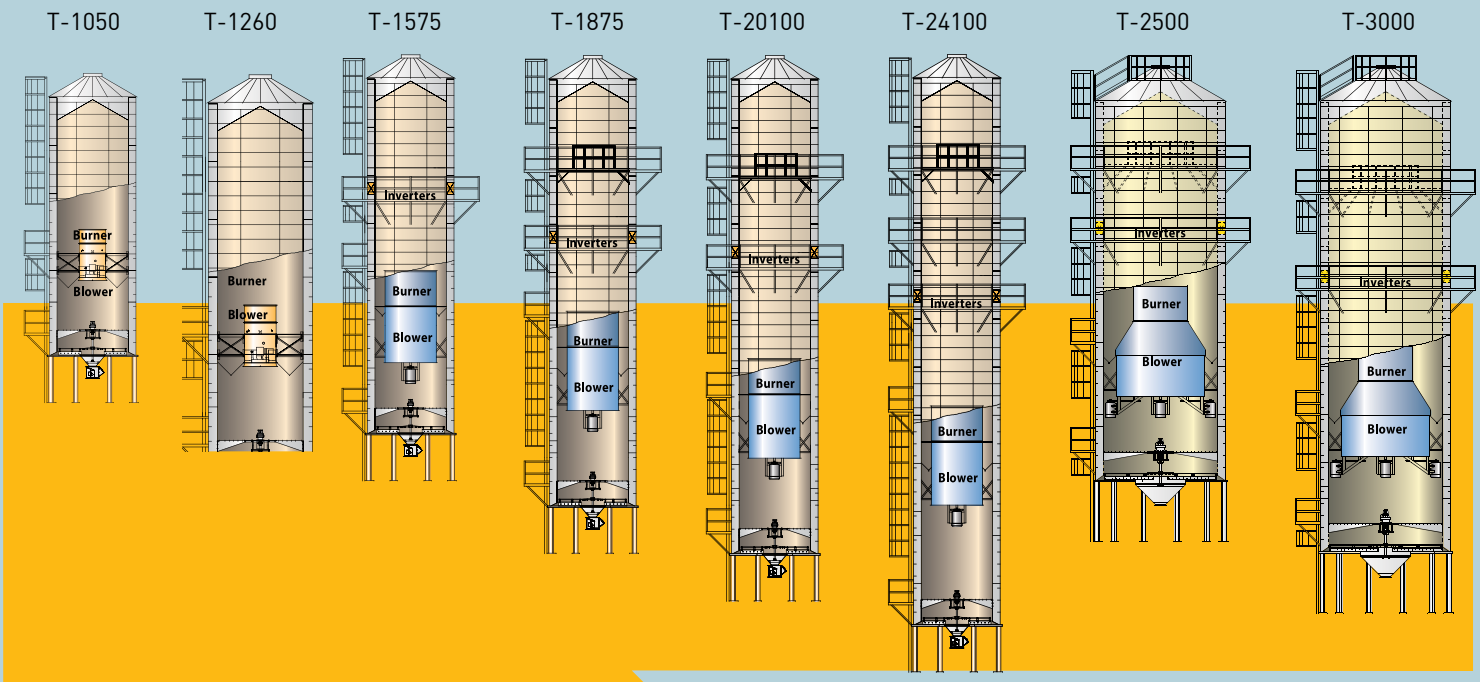


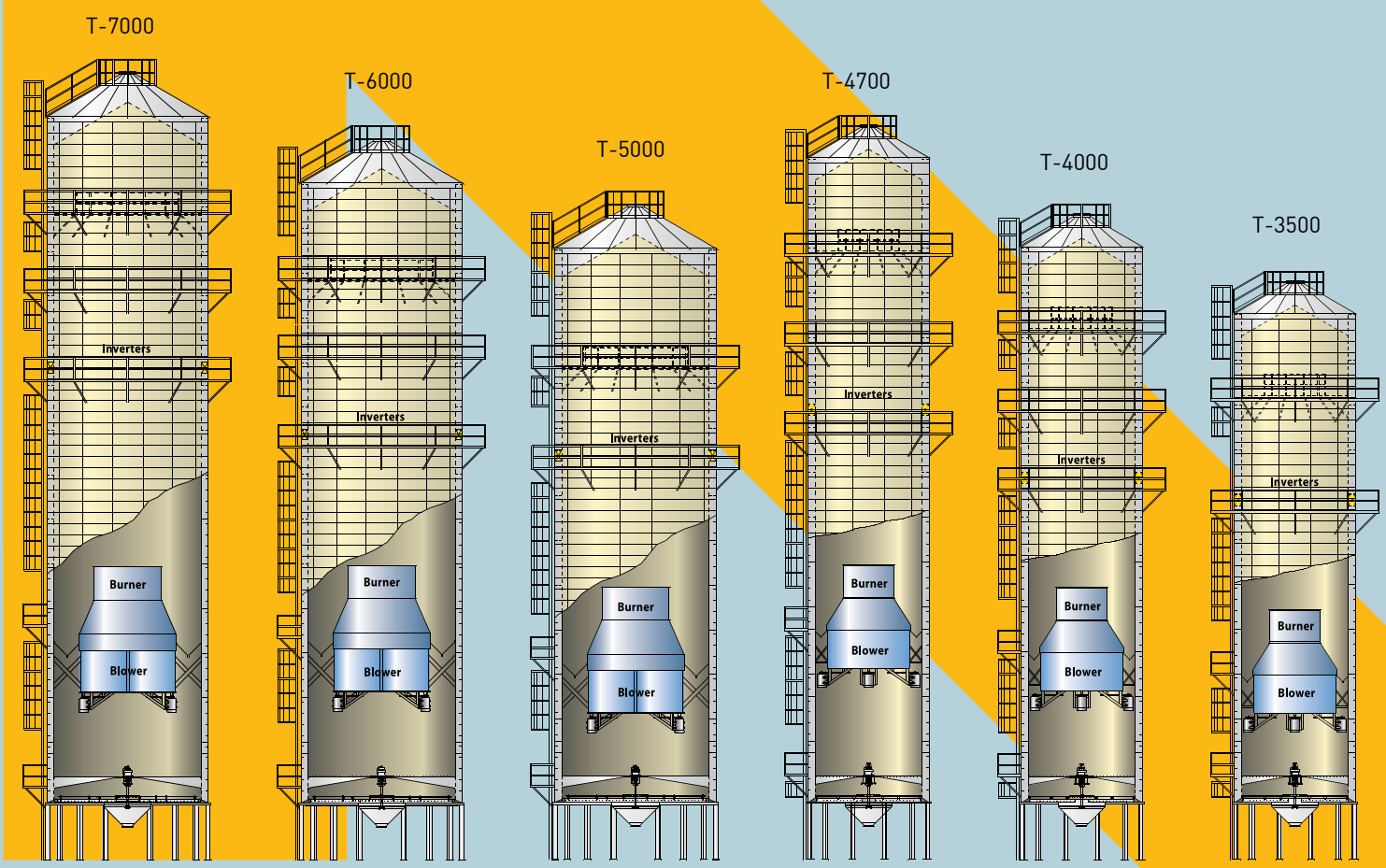

# PORTABLE DRYERS

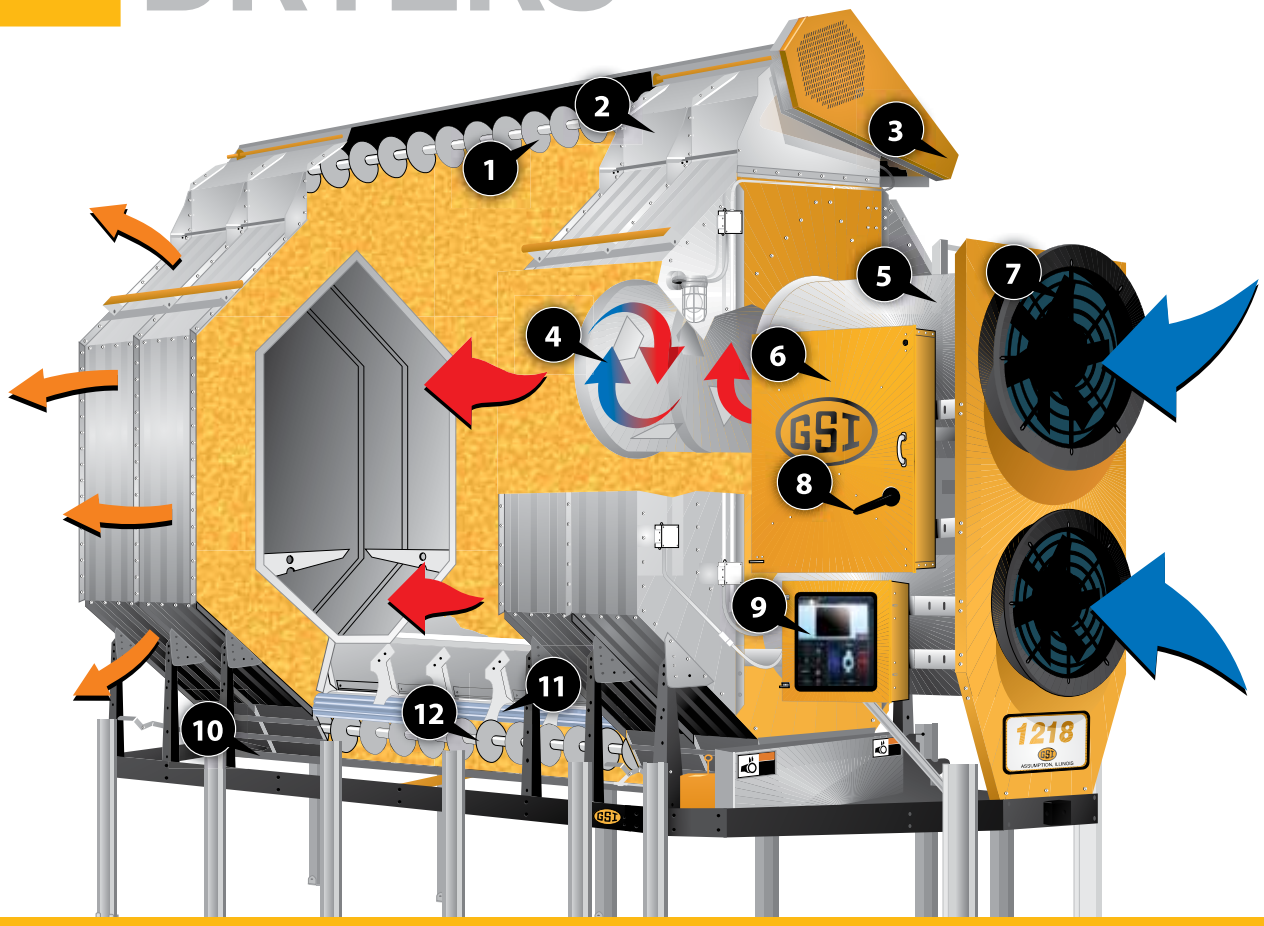


**1.** Specially designed long-life feeding helix

**2.** Pre-heat drying occuring in the material chamber made of hole plate, increases the efficiency and allows grain movement monitoring.

**3.** Filling easy pulley tensioning screw and easy maintenance.

**4.** Easy stretching and maintenance of helical storage pulley.

**5.** High-efficiency burner with advanced flame sensors.

**6.** Industrial IEC type contactors and brakers, which are resistant to overloads and of good quality, reduces installation time and cost.

**7.** Composite polymer fan blades provides the best performance with minimum energy requirement.

**8.** Safety circuit breaker with ratchet door provides economic installation and maintenance

**9.** Touchscreen of Vision Control system is easy to use.

**10.** Column doors are designed to provide easy access and cleaning.

**11.** Variable frequency-driven AC Meter (VFD), ensures smooth material flow and prevents clogging from.

**12.** Long life discharge spiral with special design.

8" DURA -EDGE® Specially designed helical plates

Adjustable flow gates

Rear Exit Automatic Shutdown System

The largest grain intake capacity


GSI high-performance burner system

Composite Polymer Fan Blades



Wet m. chamber



Air mixers

| MODEL | 1214 MODEL | 1218 MODEL | 1220 MODEL | 1226 MODEL |
|---|---|---|---|---|
| DRYING AND COOLING FROM %25 to %15 | 5.8 TON | 7.5 TON | 8.8 TON | 11.4 TON |
| FULL HEATING FROM %25 to %15 | 9.7 TON | 12.5 TON | 14.6 TON | 18.9 TON |
| MATERIAL INTAKE CAPACITY | 10.2 TON | 13.2 TON | 14.6 TON | 19 TON |
| UPPER SPIRAL | 2.2 KW/Hr | 3.7 KW/Hr | 5.6 KW/Hr | 7.5 KW/Hr |
| LOWER SPIRAL | 2.2 KW/Hr | 2.2 KW/Hr | 3.7 KW/Hr | 5.6 KW/Hr |
| STAR PULLEYS | 56 KW | 56 KW | 56 KW | 56 KW |
| LEGNTH | 6.4 M | 7.62 M | 8.22 M | 10.05 M |
| WIDTH | 2.43 M | 2.43 M | 2.43 M | 2.43 M |
| HEIGHT | 4.19 M | 4.62 M | 4.62 M | 4.62 M |
| UPPER FAN | 11.2 KW | 15 KW | 15 KW | 18.7 KW |
| LOWER FAN | 7.5 KW | 7.5 KW | 7.5 KW | 7.5 KW |
| UPPER BURNER | 630.000 Kcal/ Hr | 856.000 Kcal/ Hr | 1.411.000 Kcal/Hr | 1.411.000 Kcal/Hr |
| UPPER BURNER | 428.000 Kcal/ Hr | 428.000 Kcal/ Hr | 630.000 Kcal/Hr | 630.000 Kcal/ Hr |

grain
storage
systems

**Ankara** Eskişehir Yolu 17.km Başkent Üniversitesi Yanı
Çamlık Park Sitesi 2365.Sok. No: 24 Ankara/TURKEY
Phone:+90 312 397 43 30

**Manisa** 3. Cadde No:19 Akhisar O.S.B. Kayalıoğlu Beldesi
45230 Akhisar-Manisa/TURKEY
Phone: +90 236 427 24 99

**info1@abp.com.tr**
**www.tdsmakina.com**

ABP
**www.abp.com.tr**